

EO-PC-1064 - October 16, 2023

Item # EO-PC-1064 was discontinued on October 16, 2023. For informational purposes, this is a copy of the website content at that time and is valid only for the stated product.

POCKELS CELL

- Voltage-Controlled Wave Plate
- KD*P Electro-Optic Crystal
- Ideal for Q-Switching



EO-PC-1064



OVERVIEW

Features

- 1064 nm Design Wavelength
- Longitudinal Pockels Cell
- Wedged Windows for 0° Offset and Minimal Back Reflection

Thorlabs' Pockels Cells offer fast, precise control of the output light's polarization direction as a function of applied voltage. They can be thought of as voltage-controlled wave plates. Our Pockels cell uses a potassium di-deuterium phosphate (KD*P) crystal with the electric field applied in the longitudinal direction. Using the longitudinal orientation causes the drive voltage to be independent of aperture size, thus allowing for larger apertures than can be realized in a transverse Pockels cell. Since the response is much faster than standard acousto-optic or liquid crystal devices, Pockels cells are ideal for Q-switching lasers. Our Pockels cell utilizes wedged windows to ensure 0° offset and to minimize back reflections. The windows are AR coated for 1064 nm.

Item #	EO-PC-1064
AR Coating Wavelength	1064 nm
Design Wavelength	1064 nm
Aperture	Ø9.5 mm
Clear Aperture	Ø9.0 mm
Transmission	>99%
Half-Wave Voltage ^a	6.6 kV @ 1064 nm
Extinction Ratio ^b	>1000:1
Capacitance	8 pF

- a. We do not recommend applying a voltage greater than 6 kV. If half-wave retardance is desired, we recommend setting the Pockels cell to act as a quarter-wave plate in a double-pass beam geometry.
- b. Specified at the design wavelength.

The Pockels cell is an electro-optic device (much like an electro-optic modulator) that consists of an electro-optic crystal through which light is transmitted. The polarization direction of the light is controlled by the voltage applied to the crystal. The Pockels Effect explains the behavior of the Pockels cell: an applied constant or variable voltage (electric field) to the crystal produces linear changes in the birefringence of the crystal (in contrast to the Kerr Effect, which is

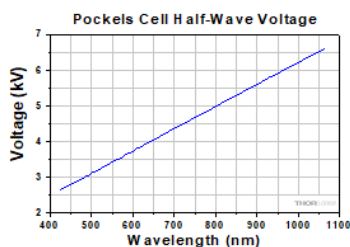
quadratic with E). Applying a constant voltage allows the Pockels cell to operate as a voltage-controlled wave plate. By applying a variable voltage, one can use a Pockels cell to vary the phase delay through the crystal. Pockels cells are essential components in various optical devices such as Q-switches for lasers and electro-optical modulators.

We recommend a drive voltage no greater than 6 kV, as excessive voltage can damage the crystal. The recommended maximum modulation frequency for this K*DP crystal Pockels cell is 5 kHz. Although the cells can be driven up to 20 kHz, they experience piezoelectric ringing at frequencies beyond 5 kHz. We do not recommend driving at these frequencies unless this ringing is acceptable in your application. For general use, a power supply capable of up to 5 kHz modulation and 5 - 6 kV output is recommended. For applications such as Q-switching, fast rise times (on the order of 50 ns) are desired and the user should ensure that their power supply is capable of providing such fast rise times. To create the electrical connections, these Pockels cells have two electrical sockets for 1 mm pins. Please note that Thorlabs does not currently offer Pockels cell drivers that are compatible with those sold here.

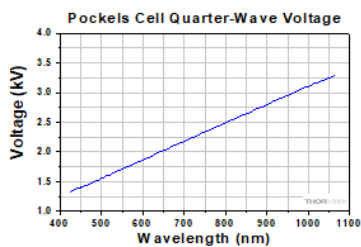
Handling Note

Thorlabs' Pockels cells should not be disassembled under any circumstances. These extremely sensitive devices are precisely aligned in an ultra-clean environment by skilled technicians. The only approved cleaning method is the use of dry nitrogen to blow off external dust. Please contact Tech Support if you suspect the cell is damaged or contaminated.

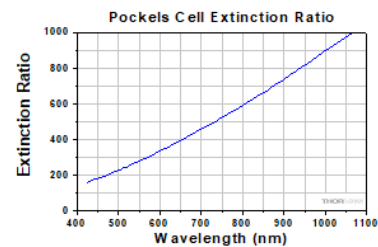
GRAPHS



[Click to Enlarge](#)

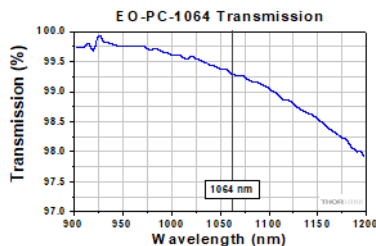


[Click to Enlarge](#)



[Click to Enlarge](#)

We do not recommend applying a voltage greater than 6 kV. If half-wave retardance is desired at 950 nm and above, we recommend setting the Pockels cell to act as a quarter-wave plate in a double-pass beam geometry.



[Click to Enlarge](#)

Pockels Cell

Part Number	Description	Price	Availability
EO-PC-1064	Pockels Cell, 1064 nm	\$2,620.42	Lead Time

EO-PC-1064 Transmission

