

**L850P200 - October 19, 2020**

Item # L850P200 was discontinued on October 19, 2020. For informational purposes, this is a copy of the website content at that time and is valid only for the stated product.

**LASER DIODES: Ø3.8 MM, TO-46, Ø5.6 MM, Ø9 MM, AND Ø9.5 MM TO CANS**

- ▶ Ø3.8 mm, TO-46, Ø5.6 mm, Ø9 mm, and Ø9.5 mm, Laser Diodes
- ▶ Center Wavelengths Ranging from 375 nm to 4.60 µm
- ▶ Output Powers from 0.2 mW to 3 W

**Application Idea**  
 Our Laser Diode Driver Kits include an LD Controller, TEC Controller, LD/TEC Mount, and Accessories



[Hide Overview](#)

**OVERVIEW**

**Features**

- Fabry-Perot (FP), Distributed Feedback (DFB), Volume Holographic Grating (VHG), Diode-Pumped Solid-State (DPSS), Quantum Cascade (QCL), and Vertical-Cavity Surface-Emitting Laser (VCSEL) Diodes
- Output Powers from 0.2 mW to 3 W
- Center Wavelengths Available from 375 nm to 4.60 µm
- Easily Choose a Compatible Mount Using Our LD Pin Codes
- Compatible with Thorlabs' Laser Diode and TEC Controllers

TO-packaged laser diodes are available in standard Ø3.8 mm, Ø5.6 mm, or Ø9 mm TO cans, as well as TO-46 or Ø9.5 mm cans. We have categorized the pin configurations into standard A, B, C, D, E, F, G, and H pin codes (see the diagram below). This pin code allows the user to easily determine compatible mounts.

Some of our diodes that are offered in header packages can be converted to a sealed TO can package by request, as indicated in the tables below. Please contact Tech Support for details.

**Notes on Center Wavelength**

While the center wavelength is listed for each diode, this is only a typical number. The center wavelength of a particular diode varies from production run to production run. Thus, the diode you receive may not operate at the typical center wavelength. Diodes can be temperature tuned, which will alter the lasing

**Laser Diode Selection Guide<sup>a</sup>**

**Shop by Package / Type**

- TO Can (Ø3.8, TO-46, Ø5.6, Ø9, and Ø9.5 mm)
- TO Can Pigtail (SM)
- TO Can Pigtail (PM)
- TO Can Pigtail (MM)
- Fabry-Perot Butterfly Package
- FBG-Stabilized Butterfly Package
- MIR Fabry-Perot QCL, TO Can
- MIR Fabry-Perot QCL, Two-Tab C-Mount
- MIR Fabry-Perot QCL, D-Mount
- Chip on Submount

**Single-Frequency Lasers**

- DFB TO Can Pigtail
- VHG-Stabilized TO Can
- VHG-Stabilized TO Can Pigtail (SM)
- VHG-Stabilized Butterfly Package
- ECL Butterfly Package
- DBR Butterfly Package
- ULN Hybrid Extended Butterfly Package



Click to Enlarge  
Ø9 mm TO-Can Laser Diode Secured in Post-Mounted LM9F Holder

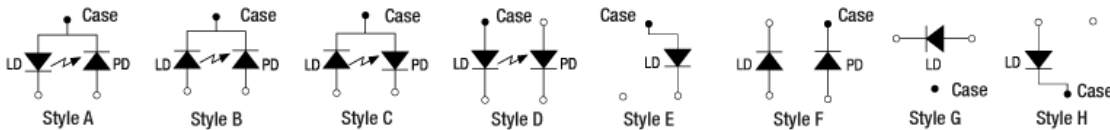
wavelength. A number of items below are listed as Wavelength Tested, which means that the dominant wavelength of each unit has been measured and recorded. For many of these items, after clicking "Choose Item" below, a list will appear that contains the dominant wavelength, output power, and operating current of each in-stock unit. Clicking on the red Docs Icon next to the serial number provides access to a PDF with serial-number-specific L-I-V and spectral characteristics. For products listed as Wavelength Tested that do not have the "Choose Item" option, please contact Tech Support with inquiries about specific wavelengths.

### Spatial Mode and Linewidth

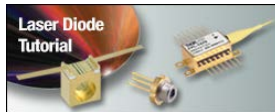
We offer laser diodes with different output characteristics (power, wavelength, beam size, shape, etc.). Most lasers offered here are single spatial mode (single mode, or SM) and a few are designed for higher-power, multi-spatial-mode (multimode, or MM) operation. Our wavelength stabilized VHG laser diodes, sold below, have excellent single mode performance. Some single mode laser diodes can be operated with limited single-longitudinal-mode characteristics (see tables below for additional information). For better side mode suppression ratio (SMSR) performance, consider devices such as DFB lasers, VHG-stabilized lasers, DBR lasers, or external cavity lasers. Thorlabs single-frequency lasers are highlighted in green in the tables below; in particular, our VHG-stabilized, DFB, DBR, and external cavity lasers have very narrow linewidths ( $\leq 20$  MHz for the VHG-stabilized and DFB lasers and  $< 100$  kHz for the DBR and ECL lasers). Please see our Laser Diode Tutorial for more information on these topics and laser diodes in general.

Laser diodes are sensitive to electrostatic shock. Please take the proper precautions when handling the device (see our electrostatic shock accessories). Laser diodes are also sensitive to optical feedback, which can cause significant fluctuations in the output power of the laser diode depending on the application. See our optical isolators for potential solutions to this problem. Tech Support staff are available to help you select a laser diode and to discuss possible operation issues.

### Pin Codes



Laser Diode pin codes indicate which mounts and diodes are compatible. The drawings do not represent exact wiring diagrams.



Pin Code	Monitor Photodiode	Pin Code	Monitor Photodiode
A	Yes	E	No
B	Yes	F	Yes
C	Yes	G	No
D	Yes	H	No

For warranty information for laser diodes, please refer to the *LD Operation* tab.

MIR DFB QCL, Two-Tab C-Mount  
MIR DFB QCL, D-Mount  
MIR DFB QCL, High Heat Load

### Shop By Wavelength

- ~~See~~ Our complete selection of laser diodes is available on the *LD Selection Guide* tab above.

### Webpage Features

	Clicking this icon opens a window that contains specifications and mechanical drawings.
	Clicking this icon allows you to download our standard support documentation.
<a href="#">Choose Item</a>	Clicking the words "Choose Item" opens a drop-down list containing all of the in-stock lasers around the desired center wavelength. The red icon next to the serial number then allows you to download L-I-V and spectral measurements for that serial-numbered device.

[Hide Collimation Tutorial](#)

## COLLIMATION TUTORIAL

### Choosing a Collimation Lens for Your Laser Diode

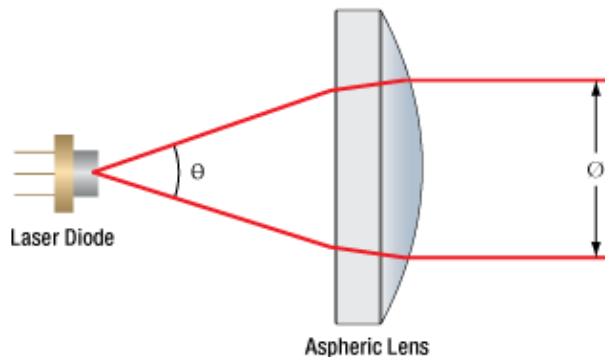
Since the output of a laser diode is highly divergent, collimating optics are necessary. Aspheric lenses do not introduce spherical aberration and are

therefore are commonly chosen when the collimated laser beam is to be between one and five millimeters. A simple example will illustrate the key specifications to consider when choosing the correct lens for a given application.

### Example

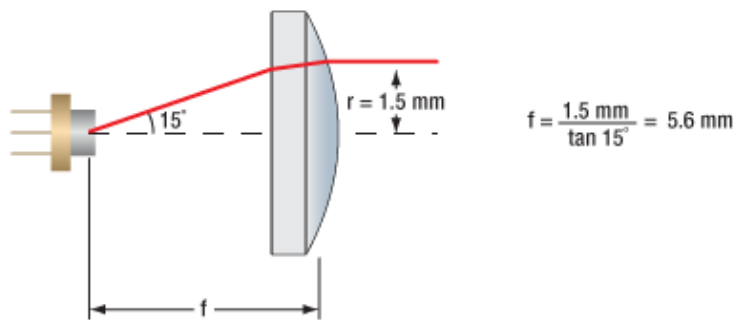
- Laser Diode to be Used: L780P010
- Desired Collimated Beam Diameter:  $\varnothing 3$  mm (Major Axis)

When choosing a collimation lens, it is essential to know the divergence angle of the source being used and the desired output diameter. The specifications for the L780P010 laser diode indicate that the typical parallel and perpendicular FWHM beam divergences are  $10^\circ$  and  $30^\circ$ , respectively. Therefore, as the light diverges, an elliptical beam will result. To collect as much light as possible during the collimation process, consider the larger of these two divergence angles in any calculations (i.e., in this case, use  $30^\circ$ ). If you wish to convert your elliptical beam into a round one, we suggest using an Anamorphic Prism Pair, which magnifies one axis of your beam.



$\varnothing$  = Beam Diameter     $\Theta$  = Divergence Angle

Assuming that the width of the lens is negligible compared to the radius of curvature, the thin lens approximation can be used to determine the appropriate focal length for the asphere. Assuming a divergence angle of  $30^\circ$  (FWHM) and desired beam diameter of 3 mm:



$$f = \frac{1.5 \text{ mm}}{\tan 15^\circ} = 5.6 \text{ mm}$$

$f$  = Focal Length

Note that the focal length is generally not equal to the needed distance between the light source and the lens.

With this information known, it is now time to choose the appropriate collimating lens. Thorlabs offers a large selection of aspheric lenses. For this application, the ideal lens is a molded glass aspheric lens with focal length near 5.6 mm and our -B antireflection coating, which covers 780 nm. The C171TMD-B (mounted) or 354171-B (unmounted) aspheric lenses have a focal length of 6.20 mm, which will result in a collimated beam diameter (major axis) of 3.3 mm. Next, check to see if the numerical aperture (NA) of the diode is smaller than the NA of the lens:

$$0.30 = NA_{\text{Lens}} > NA_{\text{Diode}} \approx \sin(15^\circ) = 0.26$$

Up to this point, we have been using the full-width at half maximum (FWHM) beam diameter to characterize the beam. However, a better practice is to use the  $1/e^2$  beam diameter. For a Gaussian beam profile, the  $1/e^2$  diameter is almost equal to 1.7X the FWHM diameter. The  $1/e^2$  beam diameter therefore captures more of the laser diode's output light (for greater power delivery) and minimizes far-field diffraction (by clipping less of the incident light).

A good rule of thumb is to pick a lens with an NA twice that of the laser diode NA. For example, either the A390-B or the A390TM-B could be used as these lenses each have an NA of 0.53, which is more than twice the approximate NA of our laser diode (0.26). These lenses each have a focal length of 4.6 mm, resulting in an approximate major beam diameter of 2.5 mm. In general, using a collimating lens with a short focal length will result in a small collimated beam diameter and a large beam divergence, while a lens with a large focal length will result in a large collimated beam diameter and a small divergence.

[Hide LD Operation](#)

## LD OPERATION

### Laser Diode and Laser Diode Pigtail Warranty

When operated within their specifications, laser diodes have extremely long lifetimes. Most failures occur from mishandling or operating the lasers beyond their maximum ratings. Laser Diodes are among the most static-sensitive devices currently made. Proper ESD Protection should be worn whenever handling a laser diode. Due to their extreme electrostatic sensitivity, laser diodes cannot be returned after their sealed package has been open. Laser diodes in their original sealed package can be returned for a full refund or credit.

### Handling and Storage Precautions

Due to their extreme susceptibility to damage from electrostatic discharge (ESD), care should be taken whenever handling and operating laser diodes:

- Wrist Straps: Use grounded anti-static wrist straps whenever handling diodes.
- Anti-Static Mats: Always work on grounded anti-static mats.
- Laser Diode Storage: When not in use, short the leads of the laser together to protect against ESD damage.

### Operating and Safety Precautions

#### Use an Appropriate Driver:

Laser diodes require precise control of operating current and voltage to avoid overdriving the laser diode. In addition, the laser driver should provide protection against power supply transients. Select a laser driver appropriate for your application. Do not use a voltage supply with a current limiting resistor since it does not provide sufficient regulation to protect the laser.

#### Power Meters:

When setting up and calibrating a laser diode with its driver, use a NIST-traceable power meter to precisely measure the laser output. It is usually safest to measure the laser output directly before placing the laser in an optical system. If this is not possible, be sure to take all optical losses (transmissive, aperture stopping, etc.) into consideration when determining the total output of the laser.

#### Reflections:

Flat surfaces in the optical system in front of a laser diode can cause some of the laser energy to reflect back onto the laser's monitor photodiode giving an erroneously high photodiode current. If optical components are moved within the system and energy is no longer reflected onto the monitor photodiode, a constant power feedback loop will sense the drop in photodiode current and try to compensate by increasing the laser drive current and possibly overdriving the laser. Back reflections can also cause other malfunctions or damage to laser diodes. To avoid this, be sure that all surfaces are angled 5-10°, and when necessary, use optical isolators to attenuate direct feedback into the laser.

#### Heat Sinks:

Laser diode lifetime is inversely proportional to operating temperature. Always mount the laser in a suitable heat sink to remove excess heat from the laser package.

#### Voltage and Current Overdrive:

Be careful not to exceed the maximum voltage and drive current listed on the specification sheet with each laser diode, even momentarily. Also, reverse voltages as little as 3 V can damage a laser diode.

#### ESD Sensitive Device:

Currently operating lasers are susceptible to ESD damage. This is particularly aggravated by using long interface cables between the laser diode and its driver due to the inductance that the cable presents. Avoid exposing the laser or its mounting apparatus to ESDs at all times.

#### ON/OFF and Power Supply Coupled Transients:

Due to their fast response times, laser diodes can be easily damaged by transients less than 1  $\mu$ s. High current devices such as soldering irons, vacuum pumps, and fluorescent lamps can cause large momentary transients. Thus, always use surge-protected outlets.

If you have any questions regarding laser diodes, please call your local Thorlabs Technical Support office for assistance.


LASER SAFETY

### Laser Safety and Classification

Safe practices and proper usage of safety equipment should be taken into consideration when operating lasers. The eye is susceptible to injury, even from very low levels of laser light. Thorlabs offers a range of laser safety accessories that can be used to reduce the risk of accidents or injuries. Laser emission in the visible and near infrared spectral ranges has the greatest potential for retinal injury, as the cornea and lens are transparent to those wavelengths, and the lens can focus the laser energy onto the retina.

#### Safe Practices and Light Safety Accessories









- Thorlabs recommends the use of safety eyewear whenever working with laser beams with non-negligible powers (i.e., > Class 1) since metallic tools such as screwdrivers can accidentally redirect a beam.
- Laser goggles designed for specific wavelengths should be clearly available near laser setups to protect the wearer from unintentional laser reflections.
- Goggles are marked with the wavelength range over which protection is afforded and the minimum optical density within that range.
- Laser Safety Curtains and Laser Safety Fabric shield other parts of the lab from high energy lasers.
- Blackout Materials can prevent direct or reflected light from leaving the experimental setup area.
- Thorlabs' Enclosure Systems can be used to contain optical setups to isolate or minimize laser hazards.
- A fiber-pigtailed laser should always be turned off before connecting it to or disconnecting it from another fiber, especially when the laser is at power levels above 10 mW.
- All beams should be terminated at the edge of the table, and laboratory doors should be closed whenever a laser is in use.
- Do not place laser beams at eye level.
- Carry out experiments on an optical table such that all laser beams travel horizontally.
- Remove unnecessary reflective items such as reflective jewelry (e.g., rings, watches, etc.) while working near the beam path.
- Be aware that lenses and other optical devices may reflect a portion of the incident beam from the front or rear surface.
- Operate a laser at the minimum power necessary for any operation.
- If possible, reduce the output power of a laser during alignment procedures.
- Use beam shutters and filters to reduce the beam power.
- Post appropriate warning signs or labels near laser setups or rooms.
- Use a laser sign with a lightbox if operating Class 3R or 4 lasers (i.e., lasers requiring the use of a safety interlock).
- Do not use Laser Viewing Cards in place of a proper Beam Trap.



### Laser Classification






Lasers are categorized into different classes according to their ability to cause eye and other damage. The International Electrotechnical Commission (IEC) is a global organization that prepares and publishes international standards for all electrical, electronic, and related technologies. The IEC document 60825-1 outlines the safety of laser products. A description of each class of laser is given below:


Class	Description	Warning Label
	This class of laser is safe under all conditions of normal use, including use with optical instruments for intrabeam viewing. Lasers in	

1	this class do not emit radiation at levels that may cause injury during normal operation, and therefore the maximum permissible exposure (MPE) cannot be exceeded. Class 1 lasers can also include enclosed, high-power lasers where exposure to the radiation is not possible without opening or shutting down the laser.	
1M	Class 1M lasers are safe except when used in conjunction with optical components such as telescopes and microscopes. Lasers belonging to this class emit large-diameter or divergent beams, and the MPE cannot normally be exceeded unless focusing or imaging optics are used to narrow the beam. However, if the beam is refocused, the hazard may be increased and the class may be changed accordingly.	
2	Class 2 lasers, which are limited to 1 mW of visible continuous-wave radiation, are safe because the blink reflex will limit the exposure in the eye to 0.25 seconds. This category only applies to visible radiation (400 - 700 nm).	
2M	Because of the blink reflex, this class of laser is classified as safe as long as the beam is not viewed through optical instruments. This laser class also applies to larger-diameter or diverging laser beams.	
3R	Lasers in this class are considered safe as long as they are handled with restricted beam viewing. The MPE can be exceeded with this class of laser, however, this presents a low risk level to injury. Visible, continuous-wave lasers are limited to 5 mW of output power in this class.	
3B	Class 3B lasers are hazardous to the eye if exposed directly. However, diffuse reflections are not harmful. Safe handling of devices in this class includes wearing protective eyewear where direct viewing of the laser beam may occur. In addition, laser safety signs lightboxes should be used with lasers that require a safety interlock so that the laser cannot be used without the safety light turning on. Class-3B lasers must be equipped with a key switch and a safety interlock.	
4	This class of laser may cause damage to the skin, and also to the eye, even from the viewing of diffuse reflections. These hazards may also apply to indirect or non-specular reflections of the beam, even from apparently matte surfaces. Great care must be taken when handling these lasers. They also represent a fire risk, because they may ignite combustible material. Class 4 lasers must be equipped with a key switch and a safety interlock.	
All class 2 lasers (and higher) must display, in addition to the corresponding sign above, this triangular warning sign		

[Hide 375 - 405 nm TO Can Laser Diodes](#)

### 375 - 405 nm TO Can Laser Diodes

Item #	Info	Wavelength	Power <sup>a</sup>	Typical/Max Drive Current <sup>a</sup>	Package	Pin Code	Monitor Photodiode <sup>b</sup>	Compatible Socket	Wavelength Tested	Spatial Mode
L375P70MLD <sup>c</sup>		375 nm	70 mW	110 mA / 140 mA	Ø5.6 mm	F	Yes	-	No	Single Mode
L404P400M		404 nm	400 mW	370 mA / 410 mA	Ø5.6 mm	G	No	S7060R	No	Multimode
L405P20		405 nm	20 mW	38 mA / 55 mA	Ø5.6 mm	B	Yes	S7060R	No	Single Mode
L405G2 <sup>d</sup>		405 nm	35 mW	50 mA / 60 mA	Ø3.8 mm	G	No	S038S	Yes	Single Mode
DL5146-101S		405 nm	40 mW	70 mA / 100 mA	Ø5.6 mm	B	Yes	S7060R	No	Single Mode
L405P150		405 nm	150 mW	138 mA / 170 mA	Ø3.8 mm	G	No	S038S	No	Single Mode
L405G1		405 nm	1000 mW	900 mA / 1200 mA	Ø9 mm	G	No	S8060	No	Multimode

- <sup>a</sup>Please see the the blue info icons  above for absolute maximum power and current specifications. Do not exceed these values, whichever occurs first.
- <sup>b</sup>Laser diodes with a built-in monitor photodiode can operate at constant power.
- <sup>c</sup>A temperature-controlled mount such as our LDM56F(/M) is recommended for general use.
- <sup>d</sup>The L405G2 is tested to ensure a center wavelength tolerance of ±1 nm.






Part Number	Description	Price	Availability
L375P70MLD	375 nm, 70 mW, Ø5.6 mm, F Pin Code, Laser Diode	\$4,758.07	Today
L404P400M	404 nm, 400 mW, Ø5.6 mm, G Pin Code, MM Laser Diode	\$686.06 Volume Pricing Available	Today
L405P20	405 nm, 20 mW, Ø5.6 mm, B Pin Code, Laser Diode	\$53.02 Volume Pricing Available	Today
L405G2	405 nm, 35 mW, Ø3.8 mm, G Pin Code, Laser Diode	\$95.58 Volume Pricing Available	Today
DL5146-101S	405 nm, 40 mW, Ø5.6 mm, B Pin Code Laser Diode	\$87.39 Volume Pricing Available	Today



L405P150	405 nm, 150 mW, Ø3.8 mm, G Pin Code, Laser Diode	\$97.39 Volume Pricing Available	Today
L405G1	405 nm, 1000 mW, Ø9 mm, G Pin Code, MM Laser Diode	\$710.80	Today

[Hide 447 - 520 nm TO Can Laser Diodes](#)

### 447 - 520 nm TO Can Laser Diodes

Item #	Info	Wavelength	Power <sup>a</sup>	Typical/Max Drive Current <sup>a</sup>	Package	Pin Code	Monitor Photodiode <sup>b</sup>	Compatible Socket	Wavelength Tested	Spatial Mode
L450G1		447 nm	3000 mW	2000 mA / 2300 mA	Ø9 mm <sup>c</sup>	G <sup>d</sup>	No	Custom <sup>c</sup>	No	Multimode
PL450B		450 nm	80 mW	75 mA / 145 mA	Ø3.8 mm	G	No	S038S	No	Single Mode
L450P1600MM		450 nm	1600 mW	1200 mA / 1500 mA	Ø5.6 mm	G	No	S7060R	No	Multimode
L473P100		473 nm	100 mW	120 mA / 150 mA	Ø5.6 mm	F+ <sup>e</sup>	Yes	-	No	Single Mode
L488P60		488 nm	60 mW	75 mA / 110 mA	Ø5.6 mm	B	Yes	S7060R	No	Single Mode
L515A1		515 nm	10 mW	50 mA / 100 mA	Ø5.6 mm	A	Yes	S7060R	No	Single Mode
PL520		520 nm	50 mW	150 mA / 160 mA	Ø3.8 mm	G	No	S038S	No	Single Mode
L520P50		520 nm	50 mW	150 mA / 160 mA	Ø5.6 mm	A	Yes	S7060R	No	Single Mode
L520G1		520 nm	900 mW	1600 mA / 1800 mA	Ø9 mm <sup>c</sup>	G <sup>d</sup>	No	Custom <sup>c</sup>	No	Multimode

- Please see the the blue info icon (i) above for absolute maximum power and current specifications. Do not exceed these values, whichever occurs first.
- Laser diodes with a built-in monitor photodiode can operate at constant power.
- A socket is included to assist with soldering. The leads on this diode have a larger 0.6 mm diameter than the typical 0.45 mm diameter for a Ø9 mm package. This makes it incompatible with mounts and sockets that are designed to fit a standard Ø9 mm TO can package, such as our LDM90 mount.
- This laser diode has a built in Zener diode to help protect against damage from small levels of electrostatic discharge and reverse potential on the laser diode.
- This laser diode has a built in Zener diode to help protect against damage from small levels of electrostatic discharge and reverse potential on the laser diode. A temperature-controlled mount such as our LDM56F(/M) or LDM90(/M) is recommended for general use.

Part Number	Description	Price	Availability
L450G1	447 nm, 3000 mW, Ø9 mm, G Pin Code, Laser Diode	\$176.39 Volume Pricing Available	Today
PL450B	450 nm, 80 mW, Ø3.8 mm, G Pin Code, Laser Diode	\$75.21 Volume Pricing Available	Today
L450P1600MM	450 nm, 1600 mW, Ø5.6 mm, G Pin Code, MM, Laser Diode	\$86.30	Today
L473P100	473 nm, 100 mW, Ø5.6 mm, F+ Pin Code, Laser Diode	\$2,762.58	Today
L488P60	488 nm, 60 mW, Ø5.6 mm, B Pin Code, Laser Diode	\$2,545.14	Today
L515A1	515 nm, 10 mW, Ø5.6 mm, A Pin Code, Laser Diode	\$27.95 Volume Pricing Available	Today
PL520	520 nm, 50 mW, Ø3.8 mm, G Pin Code Laser Diode	\$81.70 Volume Pricing Available	Today
L520P50	520 nm, 50 mW, Ø5.6 mm, A Pin Code, Laser Diode	\$69.79 Volume Pricing Available	Today
L520G1	520 nm, 900 mW, Ø9 mm, G Pin Code, MM, Laser Diode	\$193.13 Volume Pricing Available	Today

[Hide 532 nm TO Can DPSS Lasers](#)

### 532 nm TO Can DPSS Lasers

Item #	Info	Wavelength	Power <sup>a</sup>	Typical/Max Drive Current <sup>a</sup>	Package	Pin Code	Monitor Photodiode	Compatible Socket	Wavelength Tested	Spatial Mode
--------	------	------------	--------------------	--	---------	----------	--------------------	-------------------	-------------------	--------------

DJ532-10 <sup>b</sup>		532 nm	10 mW	220 mA / 250 mA	Ø9.5 mm (Non-Standard) <sup>c</sup>	A	Yes <sup>d</sup>	-	No	Single Mode
DJ532-40 <sup>b</sup>		532 nm	40 mW	330 mA / 400 mA	Ø9.5 mm (Non-Standard) <sup>c</sup>	E	No	-	No	Single Mode

- Please see the the blue info icons () above for absolute maximum power and current specifications. Do not exceed these values, whichever occurs first.
- Click here for more information on our 532 nm Diode Pumped Solid State Lasers.
- These lasers have the same pin spacing as our Ø5.6 mm laser diodes. They are compatible with the LDM56 Laser Diode Mount using the LDM56DJ DPSS Laser Mounting Flange.
- The monitor photodiode of the DJ532-10 measures the power of the pump source, not the 532 nm output. Therefore, we recommend operating these diodes in constant current mode.

Part Number	Description	Price	Availability
DJ532-10	532 nm, 10 mW, A Pin Code, DPSS Laser	\$160.15	Today
DJ532-40	532 nm, 40 mW, E Pin Code, DPSS Laser	\$193.70	Today

[Hide 633 - 635 nm TO Can Laser Diodes](#)

### 633 - 635 nm TO Can Laser Diodes

Item #	Info	Wavelength	Power <sup>a</sup>	Typical/Max Drive Current <sup>a</sup>	Package	Pin Code	Monitor Photodiode <sup>b</sup>	Compatible Socket	Wavelength Tested	Spatial Mode
HL63163DG		633 nm	100 mW	170 mA / 230 mA	Ø5.6 mm	G	No	S7060R	No	Single Mode
L635P5		635 nm	5 mW	30 mA / 45 mA	Ø5.6 mm	A	Yes	S7060R	No	Single Mode
HL6312G		635 nm	5 mW	55 mA / 85 mA	Ø9 mm	A	Yes	S8060 or S8060-4	No	Single Mode
HL6320G		635 nm	10 mW	70 mA / 95 mA	Ø9 mm	A	Yes	S8060 or S8060-4	No	Single Mode
HL6322G		635 nm	15 mW	85 mA / 100 mA	Ø9 mm	A	Yes	S8060 or S8060-4	No	Single Mode

- Please see the the blue info icons () above for absolute maximum power and current specifications. Do not exceed these values, whichever occurs first.
- Laser diodes with a built-in monitor photodiode can operate at constant power.

Part Number	Description	Price	Availability
HL63163DG	633 nm, 100 mW, Ø5.6 mm, G Pin Code, Laser Diode	\$307.32 Volume Pricing Available	Today
L635P5	635 nm, 5 mW, Ø5.6 mm, A Pin Code, Laser Diode	\$25.21 Volume Pricing Available	Today
HL6312G	635 nm, 5 mW, Ø9 mm, A Pin Code, Laser Diode	\$22.72 Volume Pricing Available	Today
HL6320G	635 nm, 10 mW, Ø9 mm, A Pin Code, Laser Diode	\$43.02 Volume Pricing Available	Today
HL6322G	635 nm, 15 mW, Ø9 mm, A Pin Code, Laser Diode	\$71.96 Volume Pricing Available	Today

[Hide 637 - 639 nm TO Can Laser Diodes](#)

### 637 - 639 nm TO Can Laser Diodes

Item #	Info	Wavelength	Power <sup>a</sup>	Typical/Max Drive Current <sup>a</sup>	Package	Pin Code	Monitor Photodiode <sup>b</sup>	Compatible Socket	Wavelength Tested	Spatial Mode
L637P5		637 nm	5 mW	20 mA / 25 mA	Ø5.6 mm	C	Yes	S7060R	No	Single Mode
HL63142DG		637 nm	100 mW	140 mA / 180 mA	Ø5.6 mm	A	Yes	S7060R	No	Single Mode
HL63133DG		637 nm	170 mW	250 mA / 320 mA	Ø5.6 mm	G	No	S7060R	No	Single Mode
HL6388MG		637 nm	250 mW	340 mA / 430 mA	Ø5.6 mm	H	No	S7060R	No	Multimode
L637G1		637 nm	1200 mW	1100 mA / 1500 mA	Ø9 mm <sup>c</sup>	G	No	Custom <sup>c</sup>	No	Multimode



L638P040		638 nm	40 mW	92 mA / 115 mA	Ø5.6 mm	A	Yes	S7060R	No	Single Mode
L638P150		638 nm	150 mW	230 mA / 300 mA	Ø3.8 mm	G	No	S038S	No	Single Mode
L638P200		638 nm	200 mW	280 mA / 330 mA	Ø5.6 mm	G	No	S7060R	No	Single Mode
L638P700M		638 nm	700 mW	820 mA / 1000 mA	Ø5.6 mm	G	No	S7060R	No	Multimode
HL6358MG		639 nm	10 mW	40 mA / 50 mA	Ø5.6 mm	A	Yes	S7060R	No	Single Mode
HL6323MG		639 nm	30 mW	95 mA / 130 mA	Ø5.6 mm	A	Yes	S7060R	No	Single Mode

- ~~AP~~ Please see the the blue info icons () above for absolute maximum power and current specifications. Do not exceed these values, whichever occurs first.
- ~~AP~~ Laser diodes with a built-in monitor photodiode can operate at constant power.
- ~~AP~~ A socket is included to assist with soldering. The leads on this diode have a larger 0.6 mm diameter than the typical 0.45 mm diameter for a Ø9 mm package. This makes it incompatible with mounts and sockets that are designed to fit a standard Ø9 mm TO can package, such as our LDM90 mount.

Part Number	Description	Price	Availability
L637P5	Customer Inspired!&nbsp;637 nm, 5 mW, Ø5.6 mm, C Pin Code, Laser Diode	\$14.28 Volume Pricing Available	Today
HL63142DG	637 nm, 100 mW, Ø5.6 mm, A Pin Code, Laser Diode	\$293.25 Volume Pricing Available	Today
HL63133DG	637 nm, 170 mW, Ø5.6 mm, G Pin Code, Laser Diode	\$173.14 Volume Pricing Available	Today
HL6388MG	637 nm, 250 mW, Ø5.6 mm, H Pin Code, MM, Laser Diode	\$60.06 Volume Pricing Available	Today
L637G1	637 nm, 1200 mW, Ø9 mm, G Pin Code, MM, Laser Diode	\$162.23 Volume Pricing Available	Today
L638P040	638 nm, 40 mW, Ø5.6 mm, A Pin Code, Laser Diode	\$102.80 Volume Pricing Available	Today
L638P150	638 nm, 150 mW, Ø3.8 mm, G Pin Code, Laser Diode	\$49.86	Today
L638P200	638 nm, 200 mW, Ø5.6 mm, G Pin Code, Laser Diode	\$140.04	Today
L638P700M	638 nm, 700 mW, Ø5.6 mm, G Pin Code, MM, Laser Diode	\$65.74 Volume Pricing Available	Today
HL6358MG	639 nm, 10 mW, Ø5.6 mm, A Pin Code, Laser Diode	\$16.34 Volume Pricing Available	Today
HL6323MG	639 nm, 30 mW, Ø5.6 mm, A Pin Code, Laser Diode	\$137.43 Volume Pricing Available	Today

[Hide 640 nm - 660 nm TO Can Laser Diodes](#)

### 640 nm - 660 nm TO Can Laser Diodes

Item #	Info	Wavelength	Power <sup>a</sup>	Typical/Max Drive Current <sup>a</sup>	Package	Pin Code	Monitor Photodiode <sup>b</sup>	Compatible Socket	Wavelength Tested	Spatial Mode
HL6362MG		640 nm	40 mW	90 mA / 110 mA	Ø5.6 mm	A	Yes	S7060R	No	Single Mode
HL6364DG		642 nm	60 mW	125 mA / 155 mA	Ø5.6 mm	A	Yes	S7060R	No	Single Mode
HL6366DG		642 nm	80 mW	155 mA / 175 mA	Ø5.6 mm	A	Yes	S7060R	No	Single Mode
HL6385DG		642 nm	150 mW	280 mA / 350 mA	Ø5.6 mm	H	No	S7060R	No	Single Mode
L650P007		650 nm	7 mW	28 mA / 35 mA	Ø5.6 mm	A	Yes	S7060R	No	Single Mode
HL6501MG		658 nm	30 mW	65 mA / 95 mA	Ø5.6 mm	C	Yes	S7060R	No	Single Mode
L658P040		658 nm	40 mW	75 mA / 110 mA	Ø5.6 mm	A	Yes	S7060R	No	Single Mode
HL6544FM		660 nm	50 mW	115 mA / 135 mA	Ø5.6 mm	G	No	S7060R	No	Single Mode
HL6545MG		660 nm	120 mW	170 mA / 210 mA	Ø5.6 mm	H	No	S7060R	No	Single Mode
L660P120		660 nm	120 mW	175 mA / 210 mA	Ø5.6 mm	C	Yes	S7060R	No	Single Mode









- ~~AP~~ Please see the the blue info icons () above for absolute maximum power and current specifications. Do not exceed these values, whichever occurs first.


- ~~HL~~ Laser diodes with a built-in monitor photodiode can operate at constant power.

Part Number	Description	Price	Availability
HL6362MG	640 nm, 40 mW, Ø5.6 mm, A Pin Code, Laser Diode	\$124.44 Volume Pricing Available	Today
HL6364DG	642 nm, 60 mW, Ø5.6 mm, A Pin Code, Laser Diode	\$164.48 Volume Pricing Available	Today
HL6366DG	642 nm, 80 mW, Ø5.6 mm, A Pin Code, Laser Diode	\$208.85 Volume Pricing Available	Today
HL6385DG	642 nm, 150 mW, Ø5.6 mm, H Pin Code, Laser Diode	\$324.64 Volume Pricing Available	Today
L650P007	650 nm, 7 mW, Ø5.6 mm, A Pin Code, Laser Diode	\$13.74 Volume Pricing Available	5-8 Days
HL6501MG	658 nm, 30 mW, Ø5.6 mm, C Pin Code, Laser Diode	\$26.08 Volume Pricing Available	Today
L658P040	658 nm, 40 mW, Ø5.6 mm, A Pin Code, Laser Diode	\$28.95 Volume Pricing Available	Today
HL6544FM	660 nm, 50 mW, Ø5.6 mm, G Pin Code, Laser Diode	\$35.44 Volume Pricing Available	Today
HL6545MG	660 nm, 120 mW, Ø5.6 mm, H Pin Code, Laser Diode	\$46.54 Volume Pricing Available	Today
L660P120	660 nm, 120 mW, Ø5.6 mm, C Pin Code, Laser Diode	\$106.33 Volume Pricing Available	Today

[Hide 670 nm - 730 nm TO Can Laser Diodes](#)

### 670 nm - 730 nm TO Can Laser Diodes

Item #	Info	Wavelength	Power <sup>a</sup>	Typical/Max Drive Current <sup>a</sup>	Package	Pin Code	Monitor Photodiode <sup>b</sup>	Compatible Socket	Wavelength Tested	Spatial Mode
L670VH1		670 nm	1 mW	2.5 mA / 2.8 mA	TO-46	H	No	S8060	No	Single Mode
HL6748MG		670 nm	10 mW	30 mA / 45 mA	Ø5.6 mm	A	Yes	S7060R	No	Single Mode
HL6714G		670 nm	10 mW	55 mA / 90 mA	Ø9 mm	A	Yes	S8060 or S8060-4	No	Single Mode
HL6756MG		670 nm	15 mW	35 mA / 45 mA	Ø5.6 mm	A	Yes	S7060R	No	Single Mode
HL6750MG		685 nm	50 mW	75 mA / 120 mA	Ø5.6 mm	C	Yes	S7060R	No	Single Mode
HL6738MG		690 nm	30 mW	90 mA / 115 mA	Ø5.6 mm	C	Yes	S7060R	No	Single Mode
HL7001MG		705 nm	40 mW	75 mA / 100 mA	Ø5.6 mm	C	Yes	S7060R	No	Single Mode
HL7302MG		730 nm	40 mW	75 mA / 100 mA	Ø5.6 mm	A	Yes	S7060R	No	Single Mode

- ~~HL~~ Please see the the blue info icon  above for absolute maximum power and current specifications. Do not exceed these values, whichever occurs first.
- ~~HL~~ Laser diodes with a built-in monitor photodiode can operate at constant power.

Part Number	Description	Price	Availability
L670VH1	670 nm, 1 mW, TO-46, H Pin Code, VCSEL Diode	\$150.00	5-8 Days
HL6748MG	670 nm, 10 mW, Ø5.6 mm, A Pin Code, Laser Diode	\$28.41 Volume Pricing Available	Today
HL6714G	670 nm, 10 mW, Ø9 mm, A Pin Code, Laser Diode	\$53.84 Volume Pricing Available	Today
HL6756MG	670 nm, 15 mW, Ø5.6 mm, A Pin Code, Laser Diode	\$64.39 Volume Pricing Available	Today
HL6750MG	685 nm, 50 mW, Ø5.6 mm, C Pin Code, Laser Diode	\$84.94 Volume Pricing Available	Today

HL6738MG	690 nm, 30 mW, Ø5.6 mm, C Pin Code, Laser Diode	\$51.40 Volume Pricing Available	Today
HL7001MG	Customer Inspired!&nbsp;705 nm, 40 mW, Ø5.6 mm, C Pin Code, Laser Diode	\$383.07 Volume Pricing Available	Today
HL7302MG	730 nm, 40 mW, Ø5.6 mm, A Pin Code, Diode	\$383.07 Volume Pricing Available	Today

[Hide 780 nm - 795 nm TO Can Laser Diodes](#)

## 780 nm - 795 nm TO Can Laser Diodes

Note: The rows shaded green below denote single-frequency laser diodes.

Item #	Info	Wavelength	Power <sup>a</sup>	Typical/Max Drive Current <sup>a</sup>	Package	Pin Code	Monitor Photodiode <sup>b</sup>	Compatible Socket	Wavelength Tested	Spatial Mode
L780P010		780 nm	10 mW	24 mA / 40 mA	Ø5.6 mm	A	Yes	S7060R	No	Single Mode
L785P5		785 nm	5 mW	28 mA / 40 mA	Ø5.6 mm	A	Yes	S7060R	No	Single Mode
L785P25		785 nm	25 mW	45 mA / 60 mA	Ø5.6 mm	B	Yes	S7060R	No	Single Mode
L785P090		785 nm	90 mW	120 mA / 160 mA	Ø5.6 mm	C	Yes	S7060R	No	Single Mode
L785H1		785 nm	200 mW	220 mA / 250 mA	Ø5.6 mm	H	No	S7060R	Yes	Single Mode
LD785-SEV300 <sup>c,f</sup>		785 nm	300 mW	500 mA (Max) <sup>d</sup>	Ø9 mm <sup>e</sup>	E	No	S8060 or S8060-4	Yes	Single Frequency <sup>f</sup>
LD785-SH300 <sup>g</sup>		785 nm	300 mW	400 mA / 450 mA	Ø9 mm	H	No	S8060 or S8060-4	Yes	Single Mode
LD785-SE400 <sup>g</sup>		785 nm	400 mW	550 mA / 600 mA	Ø9 mm	E	No	S8060 or S8060-4	Yes	Single Mode
L795VH1		795 nm	0.25 mW	1.2 mA / 1.5 mA	TO-46	H	No	S8060 or S8060-4	No	Single Frequency <sup>f</sup>

- Please see the the blue info icons () above for absolute maximum power and current specifications. Do not exceed these values, whichever occurs first.
- Laser diodes with a built-in monitor photodiode can operate at constant power.
- In order to achieve the specified performance, we recommend using the LDM90 Laser Diode Mount and, when collimated, an NIR Optical Isolator; single frequency performance when collimated is only guaranteed with >35 dB isolation of back reflections. This volume holographic grating (VHG) laser diode is also available in an SM pigtail package with internal isolator.
- The power can be tuned across the operating current range, given in the serial-number-specific documentation, while maintaining wavelength-stabilized, single-frequency performance within a stabilized temperature range.
- The Ø9 mm package for the LD785-SEV300 is 4.30 mm (0.17") thick, which is more than the standard Ø9 mm package thickness of 1.50 mm (0.06"). The diode will still be compatible with all Ø9 mm laser diode mounts; please see the *Drawing* tab in the blue info icon () above for full package specifications. Mounting this diode in the LDM90(/M) requires two 2-56 screws, included with this diode.
- Single-Frequency Laser (Single Longitudinal Mode)
- This diode is exceptionally sensitive to optical feedback. Any reflection with more than 2% of the incident power has the potential to permanently damage the diode.

Part Number	Description	Price	Availability
L780P010	780 nm, 10 mW, Ø5.6 mm, A Pin Code, Laser Diode	\$25.00 Volume Pricing Available	Today
L785P5	785 nm, 5 mW, Ø5.6 mm, A Pin Code, Laser Diode	\$11.79 Volume Pricing Available	Today
L785P25	785 nm, 25 mW, Ø5.6 mm, B Pin Code, Laser Diode	\$39.50 Volume Pricing Available	Today
L785P090	785 nm, 90 mW, Ø5.6 mm, C Pin Code, Laser Diode	\$45.99	Today
L785H1	785 nm, 200 mW, Ø5.6 mm, H Pin Code, Laser Diode	\$68.19 Volume Pricing Available	5-8 Days
LD785-	Customer Inspired!&nbsp;785 nm, 300 mW, Ø9 mm TO Can, E Pin Code, VHG Wavelength-Stabilized	\$1,494.41	Today

SEV300	Single-Frequency Laser Diode		
LD785-SEV300	Customer Inspired!&nbsp;CWL = 784.4 nm, P = 293.7 mW (I = 400 mA),20 °C	\$1,494.41	3-5 Days
LD785-SEV300	Customer Inspired!&nbsp;CWL = 784.6 nm, P = 283.8 mW (I = 400 mA),20 °C	\$1,494.41	Today
LD785-SEV300	Customer Inspired!&nbsp;CWL = 784.6 nm, P = 281.7 mW (I = 400 mA),20 °C	\$1,494.41	Today
LD785-SEV300	Customer Inspired!&nbsp;CWL = 784.7 nm, P = 265.6 mW (I = 400 mA),25 °C	\$1,494.41	Today
LD785-SEV300	Customer Inspired!&nbsp;CWL = 784.5 nm, P = 262.7 mW (I = 400 mA),25 °C	\$1,494.41	Today
LD785-SEV300	Customer Inspired!&nbsp;CWL = 784.6 nm, P = 297.2 mW (I = 400 mA),20 °C	\$1,494.41	Today
LD785-SEV300	Customer Inspired!&nbsp;CWL = 784.5 nm, P = 273.5 mW (I = 400 mA),20 °C	\$1,494.41	Today
LD785-SEV300	Customer Inspired!&nbsp;CWL = 784.5 nm, P = 278.0 mW (I = 400 mA),20 °C	\$1,494.41	Today
LD785-SEV300	Customer Inspired!&nbsp;CWL = 784.5 nm, P = 267.7 mW (I = 400 mA),20 °C	\$1,494.41	Today
LD785-SEV300	Customer Inspired!&nbsp;CWL = 784.5 nm, P = 288.7 mW (I = 400 mA),20 °C	\$1,494.41	Today
LD785-SEV300	Customer Inspired!&nbsp;CWL = 784.6 nm, P = 264.1 mW (I = 400 mA),27 °C	\$1,494.41	Today
LD785-SEV300	Customer Inspired!&nbsp;CWL = 784.9 nm, P = 275.3 mW (I = 400 mA),27 °C	\$1,494.41	Today
LD785-SEV300	Customer Inspired!&nbsp;CWL = 784.6 nm, P = 254.5 mW (I = 400 mA),27 °C	\$1,494.41	Today
LD785-SEV300	Customer Inspired!&nbsp;CWL = 784.6 nm, P = 269.9 mW (I = 400 mA),20 °C	\$1,494.41	Today
LD785-SEV300	Customer Inspired!&nbsp;CWL = 784.5 nm, P = 248.9 mW (I = 400 mA),27 °C	\$1,494.41	Today
LD785-SEV300	Customer Inspired!&nbsp;CWL = 784.7 nm, P = 245.2 mW (I = 400 mA),27 °C	\$1,494.41	Today
LD785-SEV300	Customer Inspired!&nbsp;CWL = 784.7 nm, P = 316.9 mW (I = 400 mA),20 °C	\$1,494.41	Today
LD785-SEV300	Customer Inspired!&nbsp;CWL = 784.5 nm, P = 308.6 mW (I = 400 mA),20 °C	\$1,494.41	Today
LD785-SEV300	Customer Inspired!&nbsp;CWL = 784.5 nm, P = 310.9 mW (I = 400 mA),20 °C	\$1,494.41	Today
LD785-SH300	785 nm, 300 mW, Ø9 mm, H Pin Code, Laser Diode	\$304.08 Volume Pricing Available	Today
LD785-SH300	CWL = 789.6 nm, P = 300.0 mW (I = 379 mA), 25 °C	\$304.08 Volume Pricing Available	3-5 Days
LD785-SH300	CWL = 789.8 nm, P = 300.0 mW (I = 417 mA), 25 °C	\$304.08 Volume Pricing Available	Today
LD785-SH300	CWL = 790.2 nm, P = 300.0 mW (I = 428 mA), 25 °C	\$304.08 Volume Pricing Available	Today
LD785-SH300	CWL = 789.7 nm, P = 300.0 mW (I = 416 mA), 25 °C	\$304.08 Volume Pricing Available	Today
LD785-SH300	CWL = 790.1 nm, P = 300.0 mW (I = 426 mA), 25 °C	\$304.08 Volume Pricing Available	Today

SH300		Available	
LD785-SH300	CWL = 789.7 nm, P = 300.0 mW (I = 399 mA), 25 °C	\$304.08 Volume Pricing Available	Today
LD785-SH300	CWL = 789.7 nm, P = 300.0 mW (I = 429 mA), 25 °C	\$304.08 Volume Pricing Available	Today
LD785-SH300	CWL = 790.3 nm, P = 300.0 mW (I = 422 mA), 25 °C	\$304.08 Volume Pricing Available	Today
LD785-SH300	CWL = 789.4 nm, P = 300.0 mW (I = 407 mA), 25 °C	\$304.08 Volume Pricing Available	Today
LD785-SH300	CWL = 790.8 nm, P = 300.0 mW (I = 442 mA), 25 °C	\$304.08 Volume Pricing Available	Today
LD785-SH300	CWL = 789.5 nm, P = 300.0 mW (I = 414 mA), 25 °C	\$304.08 Volume Pricing Available	Today
LD785-SH300	CWL = 788.8 nm, P = 300.0 mW (I = 394 mA), 25 °C	\$304.08 Volume Pricing Available	Today
LD785-SH300	CWL = 789.8 nm, P = 300.0 mW (I = 426 mA), 25 °C	\$304.08 Volume Pricing Available	Today
LD785-SH300	CWL = 789.0 nm, P = 300.0 mW (I = 389 mA), 25 °C	\$304.08 Volume Pricing Available	Today
LD785-SH300	CWL = 789.2 nm, P = 300.0 mW (I = 386 mA), 25 °C	\$304.08 Volume Pricing Available	Today
LD785-SH300	CWL = 789.3 nm, P = 300.0 mW (I = 380 mA), 25 °C	\$304.08 Volume Pricing Available	Today
LD785-SH300	CWL = 789.5 nm, P = 300.0 mW (I = 378 mA), 25 °C	\$304.08 Volume Pricing Available	Today
LD785-SE400	785 nm, 400 mW, Ø9 mm, E Pin Code, Laser Diode	\$386.31 Volume Pricing Available	Today
LD785-SE400	CWL = 788.0 nm, P = 400.0 mW (I = 463 mA), 25 °C	\$386.31 Volume Pricing Available	3-5 Days
LD785-SE400	CWL = 787.9 nm, P = 400.0 mW (I = 527 mA), 25 °C	\$386.31 Volume Pricing Available	3-5 Days
LD785-SE400	CWL = 789.3 nm, P = 400.0 mW (I = 542 mA), 25 °C	\$386.31 Volume Pricing Available	3-5 Days
LD785-SE400	CWL = 790.0 nm, P = 400.0 mW (I = 522 mA), 25 °C	\$386.31 Volume Pricing Available	3-5 Days
LD785-SE400	CWL = 789.8 nm, P = 400.0 mW (I = 528 mA), 25 °C	\$386.31 Volume Pricing Available	3-5 Days
LD785-SE400	CWL = 788.1 nm, P = 400.0 mW (I = 514 mA), 25 °C	\$386.31 Volume Pricing Available	3-5 Days










		Available	
LD785-SE400	CWL = 787.3 nm, P = 400.0 mW (I = 452 mA), 25 °C	\$386.31 Volume Pricing Available	3-5 Days
LD785-SE400	CWL = 788.4 nm, P = 400.0 mW (I = 506 mA), 25 °C	\$386.31 Volume Pricing Available	Today
LD785-SE400	CWL = 789.7 nm, P = 400.0 mW (I = 474 mA), 25 °C	\$386.31 Volume Pricing Available	Today
LD785-SE400	CWL = 790.4 nm, P = 400.0 mW (I = 501 mA), 25 °C	\$386.31 Volume Pricing Available	Today
LD785-SE400	CWL = 787.8 nm, P = 400.0 mW (I = 517 mA), 25 °C	\$386.31 Volume Pricing Available	Today
LD785-SE400	CWL = 788.1 nm, P = 400.0 mW (I = 526 mA), 25 °C	\$386.31 Volume Pricing Available	Today
LD785-SE400	CWL = 787.9 nm, P = 400.0 mW (I = 538 mA), 25 °C	\$386.31 Volume Pricing Available	Today
LD785-SE400	CWL = 786.8 nm, P = 400.0 mW (I = 527 mA), 25 °C	\$386.31 Volume Pricing Available	Today
LD785-SE400	CWL = 787.6 nm, P = 400.0 mW (I = 544 mA), 25 °C	\$386.31 Volume Pricing Available	Today
LD785-SE400	CWL = 789.7 nm, P = 400.0 mW (I = 534 mA), 25 °C	\$386.31 Volume Pricing Available	Today
LD785-SE400	CWL = 788.7 nm, P = 400.0 mW (I = 560 mA), 25 °C	\$386.31 Volume Pricing Available	Today
LD785-SE400	CWL = 789.3 nm, P = 400.0 mW (I = 548 mA), 25 °C	\$386.31 Volume Pricing Available	Today
LD785-SE400	CWL = 788.4 nm, P = 400.0 mW (I = 539 mA), 25 °C	\$386.31 Volume Pricing Available	Today
LD785-SE400	CWL = 788.9 nm, P = 400.0 mW (I = 533 mA), 25 °C	\$386.31 Volume Pricing Available	Today
LD785-SE400	CWL = 790.4 nm, P = 400.0 mW (I = 546 mA), 25 °C	\$386.31 Volume Pricing Available	Today
LD785-SE400	CWL = 788.5 nm, P = 400.0 mW (I = 540 mA), 25 °C	\$386.31 Volume Pricing Available	Today
LD785-SE400	CWL = 790.2 nm, P = 400.0 mW (I = 526 mA), 25 °C	\$386.31 Volume Pricing Available	Today
L795VH1	795 nm, 0.25 mW, TO-46, H Pin Code, VCSEL Diode	\$150.00	Today



[Hide 805 nm - 808 nm TO Can Laser Diodes](#)



## 805 nm - 808 nm TO Can Laser Diodes

Note: The rows shaded green below denote single-frequency laser diodes.

Item #	Info	Wavelength	Power <sup>a</sup>	Typical/Max Drive Current <sup>a</sup>	Package	Pin Code	Monitor Photodiode <sup>b</sup>	Compatible Socket	Wavelength Tested	Spatial Mode
ML620G40		805 nm	500 mW	650 mA / 850 mA	Ø5.6 mm	G	No	S7060R	No	Multimode
L808P010		808 nm	10 mW	50 mA / 70 mA	Ø5.6 mm	A	Yes	S7060R	No	Single Mode
L808P030		808 nm	30 mW	65 mA / 95 mA	Ø5.6 mm	A	Yes	S7060R	No	Single Mode
M9-808-0150		808 nm	150 mW	180 mA / 220 mA	Ø9 mm	A	Yes	S8060 or S8060-4	No	Single Mode
L808P200		808 nm	200 mW	260 mA / 300 mA	Ø5.6 mm	A	Yes	S7060R	No	Multimode
LD808-SEV500 <sup>c,d</sup>		808 nm	500 mW	800 mA (Max) <sup>e</sup>	Ø9 mm <sup>f</sup>	E	No	S8060 or S8060-4	Yes	Single Frequency <sup>d</sup>
LD808-SE500 <sup>g</sup>		808 nm	500 mW	750 mA / 800 mA	Ø9 mm <sup>f</sup>	E	No	S8060 or S8060-4	Yes	Single Mode
L808P500MM		808 nm	500 mW	650 mA / 700 mA	Ø5.6 mm	A	Yes	S7060R	No	Multimode
L808P1000MM		808 nm	1000 mW	1100 mA / 1500 mA	Ø9 mm	E	No	S7060R	No	Multimode

- Please see the the blue info icons () above for absolute maximum power and current specifications. Do not exceed these values, whichever occurs first.
- Laser diodes with a built-in monitor photodiode can operate at constant power.
- In order to achieve the specified performance, we recommend using the LDM90 Laser Diode Mount and, when collimated, an NIR Optical Isolator; single frequency performance when collimated is only guaranteed with >35 dB isolation of back reflections.
- Single-Frequency Laser (Single Longitudinal Mode)
- The power can be tuned across the operating current range, given in the serial-number-specific documentation, while maintaining wavelength-stabilized, single-frequency performance within a stabilized temperature range.
- The Ø9 mm package for this diode is 4.30 mm (0.17") thick, which is more than the standard Ø9 mm package thickness of 1.50 mm (0.06"). The diode will still be compatible with all Ø9 mm laser diode mounts; please see the *Drawing* tab in the blue info icon () above for full package specifications. Mounting this diode in the LDM90(/M) requires two 2-56 screws, included with this diode.
- \* This diode is exceptionally sensitive to optical feedback. Any reflection with more than 2% of the incident power has the potential to permanently damage the diode.

Part Number	Description	Price	Availability
ML620G40	805 nm, 500 mW, Ø5.6 mm, G Pin Code, MM, Laser Diode	\$409.04 Volume Pricing Available	Today
L808P010	808 nm, 10 mW, Ø5.6 mm, A Pin Code, Laser Diode	\$22.07 Volume Pricing Available	Today
L808P030	808 nm, 30 mW, Ø5.6 mm, A Pin Code, Laser Diode	\$84.14 Volume Pricing Available	Today
M9-808-0150	808 nm, 150 mW, Ø9 mm, A Pin Code, Laser Diode	\$489.12 Volume Pricing Available	Today
L808P200	808 nm, 200 mW, Ø5.6 mm, A Pin Code, MM, Laser Diode	\$69.26 Volume Pricing Available	Today
LD808-SEV500	808 nm, 500 mW, Ø9 mm TO Can, E Pin Code, VHG Wavelength-Stabilized Single-Frequency Laser Diode	\$1,604.78 Volume Pricing Available	Today
LD808-SEV500	CWL = 808.3 nm, P = 489.8 mW (I = 750 mA), 25 °C	\$1,604.78 Volume Pricing Available	3-5 Days
LD808-SEV500	CWL = 808.2 nm, P = 482.8 mW (I = 750 mA), 25 °C	\$1,604.78 Volume Pricing Available	Today



L820P100		820 nm	100 mW	145 mA / 210 mA	Ø5.6 mm	C	Yes	S7060R	No	Single Mode
L820P200		820 nm	200 mW	250 mA / 340 mA	Ø5.6 mm	C	Yes	S7060R	No	Single Mode
HL8338MG		830 nm	50 mW	75 mA / 100 mA	Ø5.6 mm	C	Yes	S7060R	No	Single Mode
LD830-SE650 <sup>c</sup>		830 nm	650 mW	900 mA / 1050 mA	Ø9 mm <sup>d</sup>	E	No	S8060 or S8060-4	Yes	Single Mode
LD830-MA1W		830 nm	1000 mW	1330 mA / 1700 mA	Ø9 mm	A	Yes	S8060 or S8060-4	Yes	Multimode
LD830-ME2W		830 nm	2000 mW	3 A (Max)	Ø9 mm <sup>d</sup>	E	No	S8060 or S8060-4	Yes	Multimode
L840P200		840 nm	200 mW	255 mA / 340 mA	Ø5.6 mm	C	Yes	S7060R	No	Single Mode
L850VH1		850 nm	2 mW	4 mA / 5 mA	TO-46	H	No	S8060	No	Single Frequency <sup>e</sup>
L850P010		850 nm	10 mW	50 mA / 70 mA	Ø5.6 mm	A	Yes	S7060R	No	Single Mode
L850P030		850 nm	30 mW	65 mA / 95 mA	Ø5.6 mm	A	Yes	S7060R	No	Single Mode
L850P200		850 nm	200 mW	255 mA / 340 mA	Ø5.6 mm	C	Yes	S7060R	No	Single Mode
L852P50		852 nm	50 mW	75 mA / 100 mA	Ø5.6 mm	A	Yes	S7060R	No	Single Mode
L852P100		852 nm	100 mW	120 mA / 170 mA	Ø9 mm	A	Yes	S8060 or S8060-4	No	Single Mode
L852P150		852 nm	150 mW	170 mA / 220 mA	Ø9 mm	A	Yes	S8060 or S8060-4	No	Single Mode
LD852-SE600 <sup>c</sup>		852 nm	600 mW	950 mA / 1050 mA	Ø9 mm <sup>d</sup>	E	No	S8060 or S8060-4	Yes	Single Mode
LD852-SEV600 <sup>e,f</sup>		852 nm	600 mW	1050 mA (Max) <sup>g</sup>	Ø9 mm <sup>d</sup>	E	No	S8060 or S8060-4	Yes	Single Frequency <sup>e</sup>
L880P010		880 nm	10 mW	30 mA / 40 mA	Ø5.6 mm	A	Yes	S7060R	No	Single Mode
L895VH1		895 nm	0.2 mW	1.4 mA / 2.0 mA	TO-46	H	No	S8060 or S8060-4	No	Single Frequency <sup>e</sup>

- ~~⚠~~ Please see the the blue info icons () above for absolute maximum power and current specifications. Do not exceed these values, whichever occurs first.
- ~~⚠~~ Laser diodes with a built-in monitor photodiode can operate at constant power.
- ~~⚠~~ This diode is exceptionally sensitive to optical feedback. Any reflection with more than 2% of the incident power has the potential to permanently damage the diode.
- ~~⚠~~ The Ø9 mm package for this diode is 4.30 mm (0.17") thick, which is more than the standard Ø9 mm package thickness of 1.50 mm (0.06"). The diode will still be compatible with all Ø9 mm laser diode mounts; please see the *Drawing* tab in the blue info icon () above for full package specifications. Mounting this diode in the LDM90(/M) requires two 2-56 screws, included with this diode.
- ~~⚠~~ Single-Frequency Laser (Single Longitudinal Mode)
- ~~⚠~~ In order to achieve the specified performance, we recommend using the LDM90 Laser Diode Mount and, when collimated, an NIR Optical Isolator; single frequency performance when collimated is only guaranteed with >35 dB isolation of back reflections.
- \* ~~⚠~~ The power can be tuned across the operating current range, given in the serial-number-specific documentation, while maintaining wavelength-stabilized, single-frequency performance within a stabilized temperature range.

Part Number	Description	Price	Availability
L820P100	820 nm, 100 mW, Ø5.6 mm, C Pin Code, Laser Diode	\$45.45	Today
L820P200	820 nm, 200 mW, Ø5.6 mm, C Pin Code, Laser Diode	\$90.63	Today
HL8338MG	830 nm, 50 mW, Ø5.6 mm, C Pin Code, Laser Diode	\$60.06 Volume Pricing Available	Today
LD830-SE650	830 nm, 650 mW, Ø9 mm, E Pin Code, Laser Diode	\$386.31 Volume Pricing Available	Today
LD830-SE650	CWL = 832.8 nm, P = 650.0 mW (I = 932 mA), 25 °C	\$386.31 Volume Pricing Available	3-5 Days
		\$386.31	




LD830-SE650	CWL = 833.5 nm, P = 650.0 mW (I = 958 mA), 25 °C	Volume Pricing Available	3-5 Days
LD830-SE650	CWL = 833.4 nm, P = 628.8 mW (I = 1000 mA), 25 °C	\$386.31 Volume Pricing Available	3-5 Days
LD830-SE650	CWL = 833.7 nm, P = 650.0 mW (I = 952 mA), 25 °C	\$386.31 Volume Pricing Available	Today
LD830-SE650	CWL = 834.6 nm, P = 650.0 mW (I = 997 mA), 25 °C	\$386.31 Volume Pricing Available	Today
LD830-SE650	CWL = 833.6 nm, P = 650.0 mW (I = 974 mA), 25 °C	\$386.31 Volume Pricing Available	Today
LD830-SE650	CWL = 835.4 nm, P = 620.4 mW (I = 1000 mA), 25 °C	\$386.31 Volume Pricing Available	Today
LD830-SE650	CWL = 835.4 nm, P = 650.0 mW (I = 978 mA), 25 °C	\$386.31 Volume Pricing Available	Today
LD830-SE650	CWL = 835.5 nm, P = 650.0 mW (I = 978 mA), 25 °C	\$386.31 Volume Pricing Available	Today
LD830-SE650	CWL = 835.5 nm, P = 650.0 mW (I = 997 mA), 25 °C	\$386.31 Volume Pricing Available	Today
LD830-SE650	CWL = 833.3 nm, P = 650.0 mW (I = 942 mA), 25 °C	\$386.31 Volume Pricing Available	Today
LD830-SE650	CWL = 832.6 nm, P = 650.0 mW (I = 938 mA), 25 °C	\$386.31 Volume Pricing Available	Today
LD830-SE650	CWL = 833.3 nm, P = 650.0 mW (I = 971 mA), 25 °C	\$386.31 Volume Pricing Available	Today
LD830-SE650	CWL = 835.6 nm, P = 650.0 mW (I = 974 mA), 25 °C	\$386.31 Volume Pricing Available	Today
LD830-SE650	CWL = 834.6 nm, P = 650.0 mW (I = 939 mA), 25 °C	\$386.31 Volume Pricing Available	Today
LD830-SE650	CWL = 835.2 nm, P = 650.0 mW (I = 973 mA), 25 °C	\$386.31 Volume Pricing Available	Today
LD830-SE650	CWL = 833.4 nm, P = 650.0 mW (I = 839 mA), 25 °C	\$386.31 Volume Pricing Available	Today
LD830-SE650	CWL = 832.7 nm, P = 650.0 mW (I = 821 mA), 25 °C	\$386.31 Volume Pricing Available	Today
LD830-MA1W	830 nm, 1 W, Ø9 mm, A Pin Code, MM, Laser Diode	\$275.94	Today
LD830-ME2W	830 nm, 2 W, Ø9 mm, E Pin Code, MM, Laser Diode	\$551.88	Today
LD830-ME2W	CWL = 832.9 nm, P = 2000.0 mW (I = 2486 mA), 25 °C	\$551.88	3-5 Days
LD830-ME2W	CWL = 833.5 nm, P = 2000.0 mW (I = 2634 mA), 25 °C	\$551.88	3-5 Days
LD830-ME2W	CWL = 834.7 nm, P = 2000.0 mW (I = 2661 mA), 25 °C	\$551.88	Today
LD830-ME2W	CWL = 836.1 nm, P = 2000.0 mW (I = 2787 mA), 25 °C	\$551.88	Today

LD830-ME2W	CWL = 835.8 nm, P = 2000.0 mW (I = 2651 mA), 25 °C	\$551.88	Today
LD830-ME2W	CWL = 832.9 nm, P = 2000.0 mW (I = 2633 mA), 25 °C	\$551.88	Today
LD830-ME2W	CWL = 838.9 nm, P = 2000.0 mW (I = 2828 mA), 25 °C	\$551.88	Today
L840P200	840 nm, 200 mW, Ø5.6 mm, C Pin Code, Laser Diode	\$49.34	Today
L850VH1	850 nm, 2 mW, TO-46, H Pin Code, VCSEL Diode	\$150.00	Today
L850P010	850 nm, 10 mW, Ø5.6 mm, A Pin Code, Laser Diode	\$25.00 Volume Pricing Available	Today
L850P030	850 nm, 30 mW, Ø5.6 mm, A Pin Code, Laser Diode	\$93.87 Volume Pricing Available	Today
L850P200	850 nm, 200 mW, Ø5.6 mm, C Pin Code, Laser Diode	\$60.79	Lead Time
L852P50	852 nm, 50 mW, Ø5.6 mm, A Pin Code, Laser Diode	\$156.91 Volume Pricing Available	Today
L852P100	852 nm, 100 mW, Ø9 mm, A Pin Code, Laser Diode	\$207.77 Volume Pricing Available	Today
L852P150	852 nm, 150 mW, Ø9 mm, A Pin Code, Laser Diode	\$306.24 Volume Pricing Available	Today
LD852-SE600	852 nm, 600 mW, Ø9 mm, E Pin Code, Laser Diode	\$662.26 Volume Pricing Available	Today
LD852-SE600	CWL = 857.2 nm, P = 600.0 mW (I = 973 mA), 25 °C	\$662.26 Volume Pricing Available	3-5 Days
LD852-SE600	CWL = 854.8 nm, P = 600.0 mW (I = 907 mA), 25 °C	\$662.26 Volume Pricing Available	3-5 Days
LD852-SE600	CWL = 855.1 nm, P = 600.0 mW (I = 975 mA), 25 °C	\$662.26 Volume Pricing Available	3-5 Days
LD852-SE600	CWL = 856.9 nm, P = 600.0 mW (I = 903 mA), 25 °C	\$662.26 Volume Pricing Available	3-5 Days
LD852-SE600	CWL = 854.4 nm, P = 600.0 mW (I = 824 mA), 25 °C	\$662.26 Volume Pricing Available	Today
LD852-SE600	CWL = 854.4 nm, P = 600.0 mW (I = 820 mA), 25 °C	\$662.26 Volume Pricing Available	Today
LD852-SE600	CWL = 854.4 nm, P = 600.0 mW (I = 839 mA), 25 °C	\$662.26 Volume Pricing Available	Today
LD852-SE600	CWL = 854.3 nm, P = 600.0 mW (I = 829 mA), 25 °C	\$662.26 Volume Pricing Available	Today
LD852-SE600	CWL = 854.6 nm, P = 600.0 mW (I = 846 mA), 25 °C	\$662.26 Volume Pricing Available	Today
LD852-SE600	CWL = 854.6 nm, P = 600.0 mW (I = 830 mA), 25 °C	\$662.26 Volume Pricing Available	Today
LD852-SE600	CWL = 854.4 nm, P = 600.0 mW (I = 832 mA), 25 °C	\$662.26 Volume Pricing Available	Today

LD852-SE600	CWL = 854.1 nm, P = 600.0 mW (I = 828 mA), 25 °C	\$662.26 Volume Pricing Available	Today
LD852-SE600	CWL = 854.6 nm, P = 600.0 mW (I = 829 mA), 25 °C	\$662.26 Volume Pricing Available	Today
LD852-SE600	CWL = 854.5 nm, P = 600.0 mW (I = 831 mA), 25 °C	\$662.26 Volume Pricing Available	Today
LD852-SEV600	852 nm, 600 mW, Ø9 mm TO Can, E Pin Code, VHG Wavelength-Stabilized Single-Frequency Laser Diode	\$1,604.78 Volume Pricing Available	Today
LD852-SEV600	CWL = 852.5 nm, P = 601.2 mW (I = 975 mA), 25 °C	\$1,604.78 Volume Pricing Available	Today
LD852-SEV600	CWL = 852.3 nm, P = 651.3 mW (I = 975 mA), 25 °C	\$1,604.78 Volume Pricing Available	Today
LD852-SEV600	CWL = 852.3 nm, P = 637.0 mW (I = 975 mA), 25 °C	\$1,604.78 Volume Pricing Available	Today
LD852-SEV600	CWL = 852.4 nm, P = 658.2 mW (I = 975 mA), 25 °C	\$1,604.78 Volume Pricing Available	Today
LD852-SEV600	CWL = 852.3 nm, P = 665.0 mW (I = 975 mA), 25 °C	\$1,604.78 Volume Pricing Available	Today
L880P010	880 nm, 10 mW, Ø5.6 mm, A Pin Code, Laser Diode	\$53.02 Volume Pricing Available	Today
L895VH1	895 nm, 0.2 mW, H Pin Code, VCSEL Diode	\$150.00	Today

[Hide 904 nm - 940 nm TO Can Laser Diodes](#)

### 904 nm - 940 nm TO Can Laser Diodes

Item #	Info	Wavelength	Power <sup>a</sup>	Typical/Max Drive Current <sup>a</sup>	Package	Pin Code	Monitor Photodiode <sup>b</sup>	Compatible Socket	Wavelength Tested	Spatial Mode
L904P010		904 nm	10 mW	50 mA / 70 mA	Ø5.6 mm	A	Yes	S7060R	No	Single Mode
M9-915-0300		915 nm	300 mW	370 mA / 420 mA	Ø9 mm	A	Yes	S8060 or S8060-4	No	Single Mode
M9-940-0200		940 nm	200 mW	270 mA / 320 mA	Ø9 mm	A	Yes	S8060 or S8060-4	No	Single Mode

- Please see the the blue info icons (i) above for absolute maximum power and current specifications. Do not exceed these values, whichever occurs first.
- Laser diodes with a built-in monitor photodiode can operate at constant power.

Part Number	Description	Price	Availability
L904P010	904 nm, 10 mW, Ø5.6 mm, A Pin Code, Laser Diode	\$27.59 Volume Pricing Available	Today
M9-915-0300	915 nm, 300 mW, Ø9 mm, A Pin Code, Laser Diode	\$1,169.77 Volume Pricing Available	Today
M9-940-0200	940 nm, 200 mW, Ø9 mm, A Pin Code, Laser Diode	\$626.55 Volume Pricing Available	Today

[Hide 980 nm TO Can Laser Diodes](#)



## 980 nm TO Can Laser Diodes

Item #	Info	Wavelength	Power <sup>a</sup>	Typical/Max Drive Current <sup>a</sup>	Package	Pin Code	Monitor Photodiode <sup>b</sup>	Compatible Socket	Wavelength Tested	Spatial Mode
L980P010		980 nm	10 mW	25 mA / 40 mA	Ø5.6 mm	A	Yes	S7060R	No	Single Mode
L980P030		980 nm	30 mW	50 mA / 70 mA	Ø5.6 mm	A	Yes	S7060R	No	Single Mode
L980P100A		980 nm	100 mW	150 mA / 190 mA	Ø5.6 mm	A	Yes	S7060R	No	Multimode
L980H1		980 nm	200 mW	300 mA (Max)	Ø9 mm	H	No	S8060 or S8060-4	Yes	Single Mode <sup>c</sup>
L980P200		980 nm	200 mW	300 mA / 400 mA	Ø5.6 mm	A	Yes	S7060R	No	Multimode

- Please see the the blue info icons ( ) above for absolute maximum power and current specifications. Do not exceed these values, whichever occurs first.
- Laser diodes with a built-in monitor photodiode can operate at constant power.
- At least 90% of the output power is within a single transverse mode.

Part Number	Description	Price	Availability
L980P010	980 nm, 10 mW, Ø5.6 mm, A Pin Code, Laser Diode	\$28.95 Volume Pricing Available	Today
L980P030	980 nm, 30 mW, Ø5.6 mm, A Pin Code, Laser Diode	\$71.70 Volume Pricing Available	5-8 Days
L980P100A	980 nm, 100 mW, Ø5.6 mm, A Pin Code, MM, Laser Diode	\$113.62 Volume Pricing Available	Today
L980H1	NEW! 980 nm, 200 mW, Ø9 mm, H Pin Code, Laser Diode	\$250.00	Today
L980P200	980 nm, 200 mW, Ø5.6 mm, A Pin Code, Laser Diode	\$143.92 Volume Pricing Available	Today

[Hide 1060 nm - 1064 nm TO Can Laser Diodes](#)

## 1060 nm - 1064 nm TO Can Laser Diodes

Item #	Info	Wavelength	Power <sup>a</sup>	Typical/Max Drive Current <sup>a</sup>	Package	Pin Code	Monitor Photodiode <sup>b</sup>	Compatible Socket	Wavelength Tested	Spatial Mode
L1060P200J		1060 nm	200 mW	280 mA / 320 mA	Ø9 mm	A	Yes	S8060 or S8060-4	No	Single Mode
M9-A64-0200		1064 nm	200 mW	280 mA / 350 mA	Ø9 mm	A	Yes	S8060 or S8060-4	No	Single Mode
M9-A64-0300		1064 nm	300 mW	390 mA / 480 mA	Ø9 mm	A	Yes	S8060 or S8060-4	No	Single Mode

- Please see the the blue info icons ( ) above for absolute maximum power and current specifications. Do not exceed these values, whichever occurs first.
  - Laser diodes with a built-in monitor photodiode can operate at constant power.
- The L1060P200J will be retired without replacement when stock is depleted. If you require this part for line production, please contact our OEM Team.

Limited  
STOCK

Part Number	Description	Price	Availability
L1060P200J	1060 nm, 200 mW, Ø9 mm, A Pin Code, Laser Diode	\$739.09 Volume Pricing Available	Today
M9-A64-0200	1064 nm, 200 mW, Ø9 mm, A Pin Code, Laser Diode	\$452.32 Volume Pricing Available	Today
M9-A64-0300	1064 nm, 300 mW, Ø9 mm, A Pin Code, Laser Diode	\$657.92 Volume Pricing Available	Today

[Hide 1310 nm - 1480 nm TO Can Laser Diodes](#)

## 1310 nm - 1480 nm TO Can Laser Diodes

Note: The rows shaded green below denote single-frequency laser diodes.

Item #	Info	Wavelength	Power <sup>a</sup>	Typical/Max Drive Current <sup>a</sup>	Package	Pin Code	Monitor Photodiode <sup>b</sup>	Compatible Socket	Wavelength Tested	Spatial Mode
L1310P5DFB <sup>c</sup>		1310 nm	5 mW	20 mA / 40 mA	Ø5.6 mm	D	Yes	-	Yes	Single Frequency <sup>c</sup>
ML725B8F		1310 nm	5 mW	20 mA / 35 mA	Ø5.6 mm	D	Yes	-	Yes	Single Mode
FPL1053T <sup>d</sup>		1310 nm	300 mW (Pulsed)	750 mA / 1000 mA	Ø5.6 mm	E	No	S7060R	No	Single Mode
L1310G1		1310 nm	2000 mW	5 A / 8 A	Ø9 mm	G	No	S8060 or S8060-4	No	Multimode
L1370G1		1370 nm	2000 mW	5 A / 8 A	Ø9 mm	G	No	S8060 or S8060-4	No	Multimode
L1450G1		1450 nm	2000 mW	5 A / 8 A	Ø9 mm	G	No	S8060 or S8060-4	No	Multimode
L1480G1		1480 nm	2000 mW	5 A / 8 A	Ø9 mm	G	No	S8060 or S8060-4	No	Multimode

- Please see the the blue info icons (i) above for absolute maximum power and current specifications. Do not exceed these values, whichever occurs first.
- Laser diodes with a built-in monitor photodiode can operate at constant power.
- Single-Frequency Laser (Single Longitudinal Mode)
- This diode is available from stock in an open header package. It can be converted to a sealed TO can package by customer request. Please contact Tech Support for details.

Part Number	Description	Price	Availability
L1310P5DFB	1310 nm, 5 mW, Ø5.6 mm, D Pin Code, DFB Laser Diode with Aspheric Lens Cap	\$84.14 Volume Pricing Available	Today
ML725B8F	1310 nm, 5 mW, Ø5.6 mm, D Pin Code, Laser Diode	\$52.48 Volume Pricing Available	Today
FPL1053T	1310 nm, 300 mW Pulsed, Ø5.6 mm, E Pin Code	\$386.31	Today
L1310G1	1310 nm, 2.0 W, Ø9 mm, G Pin Code, MM Laser Diode	\$319.33	Today
L1370G1	1370 nm, 2.0 W, Ø9 mm, G Pin Code, MM Laser Diode	\$344.79	Today
L1450G1	1450 nm, 2.0 W, Ø9 mm, G Pin Code, MM Laser Diode	\$320.39	Today
L1480G1	1480 nm, 2.0 W, Ø9 mm, G Pin Code, MM Laser Diode	\$322.51	Today

[Hide 1550 nm - 1650 nm TO Can Laser Diodes](#)

### 1550 nm - 1650 nm TO Can Laser Diodes

Note: The rows shaded green below denote single-frequency laser diodes.

Item #	Info	Wavelength	Power <sup>a</sup>	Typical/Max Drive Current <sup>a</sup>	Package	Pin Code	Monitor Photodiode <sup>b</sup>	Compatible Socket	Wavelength Tested	Spatial Mode
L1550P5DFB <sup>c</sup>		1550 nm	5 mW	20 mA / 40 mA	Ø5.6 mm	D	Yes	-	Yes	Single Frequency <sup>c</sup>
ML925B45F		1550 nm	5 mW	30 mA / 50 mA	Ø5.6 mm	D	Yes	-	No	Single Mode
FPL1055T <sup>d</sup>		1550 nm	300 mW (Pulsed)	750 mA / 1000 mA	Ø5.6 mm	E	No	S7060R	No	Single Mode
L1550G1		1550 nm	1700 mW	5 A / 8 A	Ø9 mm	G	No	S8060 or S8060-4	No	Multimode
L1575G1		1575 nm	1700 mW	5 A / 8 A	Ø9 mm	G	No	S8060 or S8060-4	No	Multimode
FPL1054T <sup>d</sup>		1625 nm	250 mW (Pulsed)	750 mA / 1000 mA	Ø5.6 mm	E	No	S7060R	No	Single Mode
FPL1059T <sup>d</sup>		1650 nm	225 mW	750 mA / 1000 mA	Ø5.6 mm	E	No	S7060R	No	Single Mode

(Pulsed) mA

- Please see the the blue info icons (i) above for absolute maximum power and current specifications. Do not exceed these values, whichever occurs first.
- Laser diodes with a built-in monitor photodiode can operate at constant power.
- Single-Frequency Laser (Single Longitudinal Mode)
- This diode is available from stock in an open header package. It can be converted to a sealed TO can package by customer request. Please contact Tech Support for details.

Part Number	Description	Price	Availability
L1550P5DFB	1550 nm, 5 mW, Ø5.6 mm, D Pin Code, DFB Laser Diode with Aspheric Lens Cap	\$84.14 Volume Pricing Available	Today
ML925B45F	1550 nm, 5 mW, Ø5.6 mm, D Pin Code, Laser Diode	\$52.48 Volume Pricing Available	Today
FPL1055T	1550 nm, 300 mW Pulsed, Ø5.6 mm, E Pin Code	\$386.31	Today
L1550G1	1550 nm, 1.7 W, Ø9 mm, G Pin Code, MM Laser Diode	\$323.57	Today
L1575G1	1575 nm, 1.7 W, Ø9 mm, G Pin Code, MM Laser Diode	\$324.64	Today
FPL1054T	1625 nm, 250 mW Pulsed, Ø5.6 mm, E Pin Code	\$425.28	Today
FPL1059T	1650 nm, 225 mW Pulsed, Ø5.6 mm, E Pin Code	\$464.23	Today

[Hide 4.05 µm - 4.60 µm TO Can Fabry-Perot QCLs](#)


### 4.05 µm - 4.60 µm TO Can Fabry-Perot QCLs

Item #	Info	Center Wavelength <sup>a</sup>	Power (Min) <sup>b</sup>	Max Operating Current <sup>b</sup>	Package	Pin Code	Monitor Photodiode	Wavelength Tested	Spatial Mode
QF4050T1		4.05 µm (2469 cm <sup>-1</sup> )	300 mW	600 mA	Ø9 mm <sup>c</sup>	H	No	Yes	Single Mode
QF4600T2		4.60 µm (2174 cm <sup>-1</sup> )	200 mW	500 mA	Ø9 mm <sup>c</sup>	H	No	Yes	Single Mode
QF4600T1		4.60 µm (2174 cm <sup>-1</sup> )	400 mW	800 mA	Ø9 mm <sup>c</sup>	H	No	Yes	Single Mode

- Fabry-Perot Lasers exhibit broadband emission. The center wavelength is defined as a weighted average over all the modes. Each device has a unique spectrum. To get the spectrum of a specific, serial-numbered device, click "Choose Item" below, then click on the Docs Icon next to the serial number of the device. If you need spectral characteristics different than those shown below, please contact Tech Support to request a custom laser.
- Please see the the blue info icons (i) above for absolute maximum power and current specifications. Do not exceed these values, whichever occurs first.
- The Ø9 mm package for these diodes is 4.30 mm (0.17") thick, which is more than the standard 1.50 mm (0.06"). The laser will still be compatible with all Ø9 mm laser mounts; please see the *Drawing* tab in the blue info icon (i) above for full package specifications.

Part Number	Description	Price	Availability
QF4050T1	Fabry-Perot Quantum Cascade Laser, 4.05 µm CWL, 300 mW, Ø9 mm, H Pin Code	\$3,605.00	Today
QF4050T1	Center Wavelength: 4.05 µm, 300 mW (388 mA), 25 °C	\$3,605.00	3-5 Days
QF4050T1	Center Wavelength: 4.06 µm, 300 mW (340 mA), 25 °C	\$3,605.00	Today
QF4050T1	Center Wavelength: 4.05 µm, 300 mW (343 mA), 25 °C	\$3,605.00	Today
QF4050T1	Center Wavelength: 4.06 µm, 300 mW (342 mA), 25 °C	\$3,605.00	Today
QF4050T1	Center Wavelength: 4.05 µm, 300 mW (350 mA), 25 °C	\$3,605.00	Today
QF4600T2	NEW! Fabry-Perot Quantum Cascade Laser, 4.60 µm CWL, 200 mW, Ø9 mm, H Pin Code	\$1,850.00	Today
QF4600T2	NEW! Center Wavelength: 4.57 µm, 200 mW (322 mA), 25 °C	\$1,850.00	Today
QF4600T2	NEW! Center Wavelength: 4.60 µm, 200 mW (321 mA), 25 °C	\$1,850.00	Today
QF4600T1	Fabry-Perot Quantum Cascade Laser, 4.60 µm CWL, 400 mW, Ø9 mm, H Pin Code	\$3,605.00	Today
QF4600T1	Center Wavelength: 4.56 µm, 400 mW (475 mA), 25 °C	\$3,605.00	Today
QF4600T1	Center Wavelength: 4.55 µm, 400 mW (469 mA), 25 °C	\$3,605.00	Today
QF4600T1	Center Wavelength: 4.59 µm, 400 mW (665 mA), 25 °C	\$3,605.00	Today
QF4600T1	Center Wavelength: 4.61 µm, 400 mW (648 mA), 25 °C	\$3,605.00	Today

QF4600T1	Center Wavelength: 4.60 $\mu\text{m}$ , 400 mW (648 mA), 25 $^{\circ}\text{C}$	\$3,605.00	Today
QF4600T1	Center Wavelength: 4.59 $\mu\text{m}$ , 400 mW (537 mA), 25 $^{\circ}\text{C}$	\$3,605.00	Today



## Specifications

## Spectrum

## L-I-V Curves

## Drawing

Optical Electrical Characteristics ( $T_{CASE} = 25\text{ }^{\circ}\text{C}$ ,  $P = 200\text{ mW}$ )

Characteristic	Min	Typ.	Max	Unit
Peak Wavelength	840	850	860	nm
Optical Output Power (CW)	-	200	-	mW
Operating Voltage	-	2.4	3.0	V
Beam Divergence (FWHM) - Parallel	-	9	-	deg.
Beam Divergence (FWHM) - Perpendicular	-	17	-	deg.
Operating Current	-	255	340	mA
Threshold Current	-	50	70	mA
Monitor Current	0.1	0.3	1.5	mA
Slope Efficiency	-	0.95	-	W/A

Absolute Maximum Ratings<sup>a</sup>

Characteristic	Value	Unit
Optical Output Power (CW)	220	mW
LD Reverse Voltage	2	V
PD Reverse Voltage	20	V
Operating Case Temperature	-10 to 60	$^{\circ}\text{C}$
Storage Temperature	-40 to 80	$^{\circ}\text{C}$

a. Absolute Maximum Rating specifications should never be exceeded. Operating beyond these conditions can seriously damage the laser. For more information, please see the [Laser Diode Tutorial](#).

## General Specifications

Characteristic	Value
Monitor Photodiode	Yes <sup>a</sup>
Package	Ø5.6 mm
Pin Code	C
Compatible Socket	<a href="#">S7060R</a>
Spatial Mode	Single Mode
Wavelength Tested	No

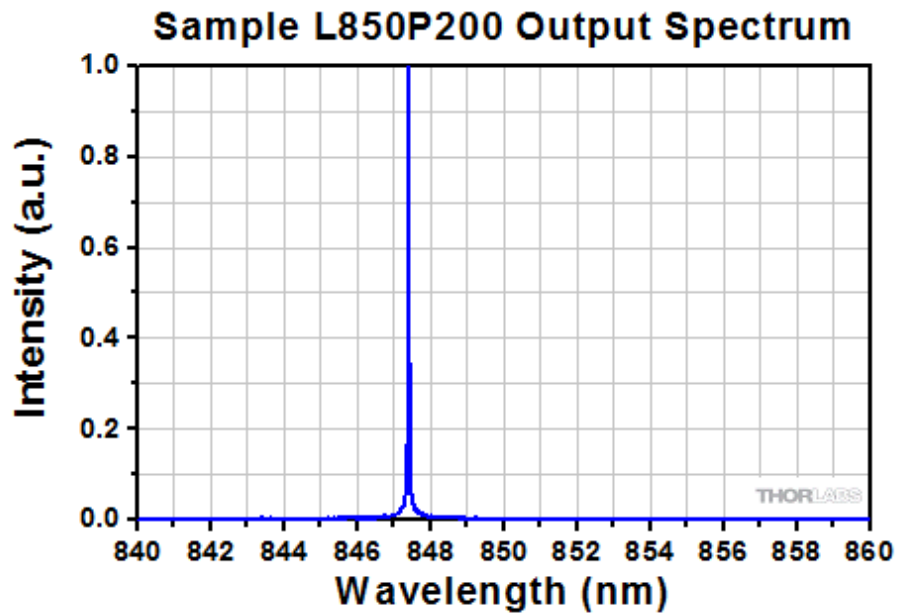
a. Laser diodes with a built-in monitor photodiode can operate at constant power.

Specifications

**Spectrum**

L-I-V Curves

Drawing



This spectrum of an L850P200 laser diode was taken at 25 °C. The measurements were taken using Thorlabs' [OSA201C Spectrum Analyzer](#). This data is for one particular diode; the spectrum will vary from device to device. To view an Excel file that lists all of the measured spectral values of the sample laser diode shown above, including L-I-V curves, please click [here](#).

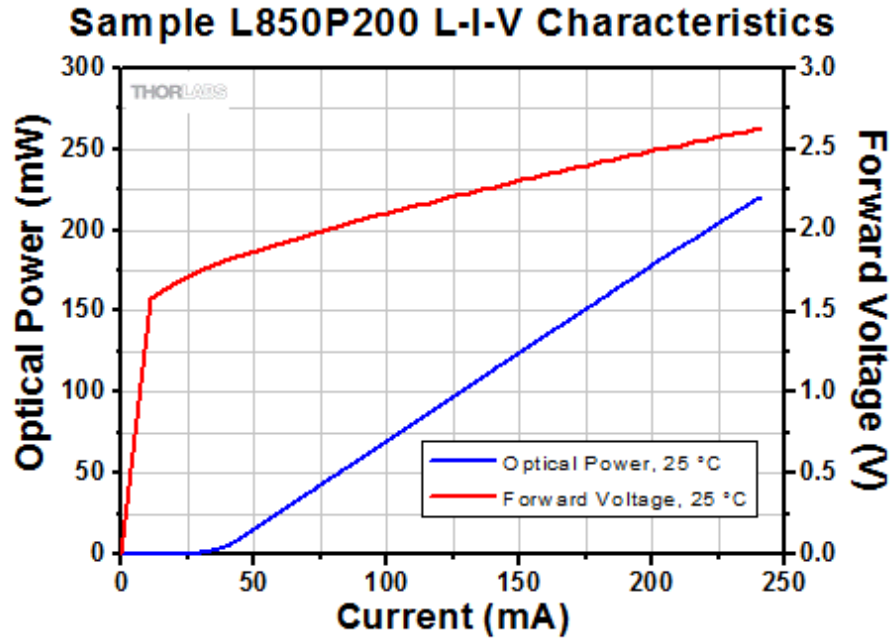


Specifications

Spectrum

L-I-V Curves

Drawing



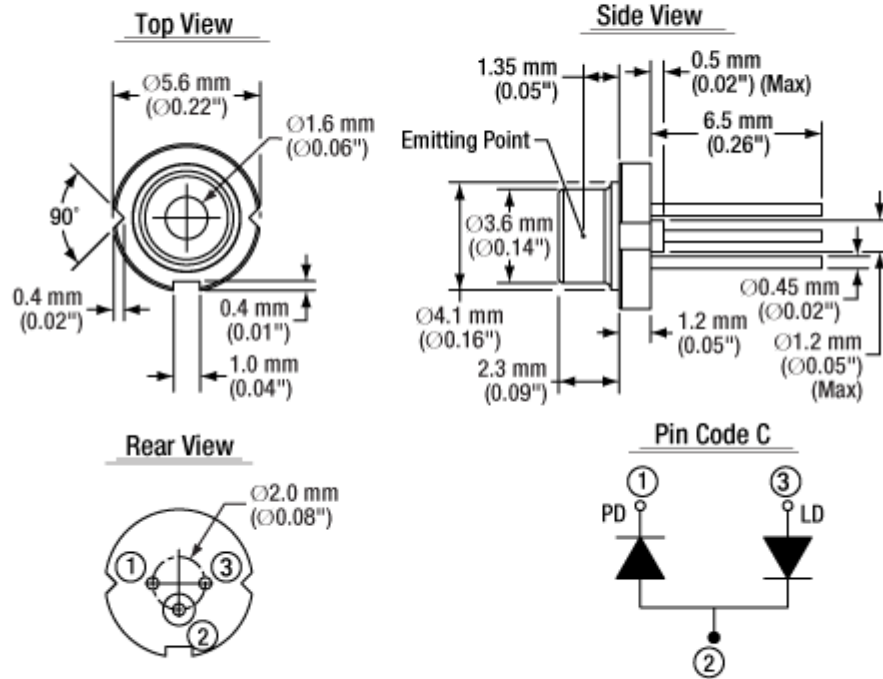
This sample data was taken at 25 °C and will vary for each device. To view an Excel file that lists all of the measured spectral and L-I-V characteristic values of the sample laser diode shown above please click [here](#).

Specifications

Spectrum

L-I-V Curves

**Drawing**



L850P200 - 850 nm, 200 mW, Ø5.6 mm, C Pin Code, Laser Diode