


C1501/M - October 6, 2015

Item # C1501/M was discontinued on October 6, 2015. For informational purposes, this is a copy of the website content at that time and is valid only for the stated product.

Ø1.5" POST CLAMPS WITH TAPPED MOUNTING SURFACE

- ▶ **Modular Vertical Mounting Surface**
- ▶ **Clamps Securely to Our Ø1.5" Posts**
- ▶ **Generous Distribution of 1/4"-20 (M6) and 8-32 (M4) Tapped Holes and Counterbores**



[Hide Overview](#)

OVERVIEW



Click to Enlarge
 C1501
 Mounted on
 a Ø1.5" Post

The C1501(/M) and C1525(/M) Ø1.5" Post Mounting Clamps are an integral part of our Ø1.5" Post Assemblies, providing rigid, general-purpose mounting surfaces. These mounting clamps can be used for fastening our wide array of optomechanical mounts in much the same way breadboards are commonly used.

The clamping mechanism is directly compatible with our Ø1.5" P-Series Posts. Vertical positioning is achieved by sliding the rear clamping mechanism along the length of the Ø1.5" post. Once the desired vertical position is achieved the clamping mechanism is actuated with a 3/16" (5 mm) hex key or balldriver.

The C1501 (shown on the left attached to a Ø1.5" Post) offers a removable front plate that provides an array of 1/4"-20 (M6) and 8-32 (M4) tapped and counterbored holes. This removable mounting plate can be purchased separately as C1520 (C1520/M) below.

In contrast, the C1525 offers a large mounting plate with a generous array of 1/4"-20 (M6) tapped mounting holes. Replacement mounting plates can be purchased separately as MB4A (MB1111A/M) below.

A quick-release handle is also available that allows for a simple and reliable way of securing these clamps to a post. It is easily installed by replacing the 1/4"-20 (M6) locking screw in the post clamp. The 2.03" (51.4 mm) long handle contains a 1/4"-20 (M6) threaded stud that engages the part by simply rotating the handle.



Click to Enlarge
 C15QR Quick-Release
 Handle Being Used in
 Place of the 1/4"-20 (M6)
 Clamping Screw



Click to Enlarge
 A spatial filter can be mounted to
 a Ø1.5" post using the #8 (M4)
 counterbores on
 the C1501(/M) Post Clamp.

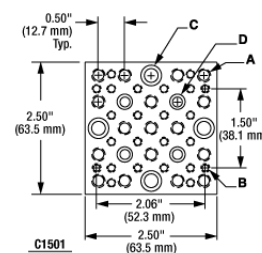
[Hide Ø1.5" Post Mounting Clamp](#)

Ø1.5" Post Mounting Clamp



Thorlabs' C1501 Post Mounting Clamp features a removable front plate that provides a variety of tapped holes and counterbores. This post clamp and mounting plate combination has been designed to work in conjunction with our popular P-Series Posts. The clamping mechanism, actuated by a 3/16" (5 mm) ball driver on the rear of the mounting clamp, is directly compatible with our Ø1.5" P-Series Posts.

Mounting Options			
Label	Dimensions	Type	Count
A	1/4"-20 (M6 x 1.0)	Tapped Hole	17
B	8-32 (M4 x 0.7)	Tapped Hole	24
C	1/4" (M6)	Counterbored Hole	4
D	#8 (M4)	Counterbored Hole	4



Click to Enlarge

In the drawing to the right, the locations of the tapped and counterbored holes are called out by letters, while the dimensions and type of each hole are listed in the table above.

Part Number	Description	Price	Availability
C1501/M	P-Series Mounting Clamp, 64 mm x 64 mm, Metric	\$64.05	Today
C1501	P-Series Post Clamp, 2.5" x 2.5"	\$64.05	Lead Time

[Hide Ø1.5" Post Clamp Adapter Plate](#)

Ø1.5" Post Clamp Adapter Plate



- ▶ Replacement for Plate Included with C1501(/M) Post Clamp
- ▶ 1/4"-20 (M6) Tapped Holes (Qty. 17)
- ▶ 8-32 (M4) Tapped Holes (Qty. 24)
- ▶ 1/4" (M6) Counterbored Clearance Holes (Qty. 4)
- ▶ #8 (M4) Counterbored Clearance Holes (Qty. 4)

This replacement adapter plate (included with C1501(/M)) gives additional versatility to the C1501(/M) Mounting Post Clamp. The tapped and counterbored plate allows devices that have #8 (M4) or 1/4" (M6) counterbored clearance holes or 8-32 (M4) or 1/4"-20 (M6) tapped holes to be easily attached to the C1501(/M) mounting post clamp.

Part Number	Description	Price	Availability
C1520/M	Adapter Plate for Post Mounting Clamp, 64 mm x 64 mm, Metric	\$30.45	Today
C1520	Adapter Plate for Post Mounting Clamp, 2.5" x 2.5"	\$30.45	Today

[Hide Ø1.5" Post Large Mounting Clamp](#)

Ø1.5" Post Large Mounting Clamp




- ▶ 1/4"-20" (M6) Tapped Holes (Qty. 71)
- ▶ 8-32 (M4) Tapped Holes (Qty. 4)
- ▶ 1/4" (M6) Counterbored Clearance Holes (Qty. 4)
- ▶ #8 (M4) Counterbored Clearance Holes (Qty. 6)
- ▶ Manual Height Adjustment Achieved via a 1/4"-20 (M6) Cap Screw

The C1525 offers many of the same features as the C1501 (shown above), but provides a larger mounting surface measuring 4.50" (114 mm) x 4.50" (114 mm). This larger mounting plate provides a total of (71) 1/4"-20 (M6) tapped mounting holes on 1/2" (13mm) centers, (4) 1/4"-20 (M6) counterbored clearance holes, and (6) #8 (M4) counterbored clearance holes.

Part Number	Description	Price	Availability
C1525/M	Extra Large Mounting Post Clamp, 112.5 mm x 112.5 mm Mounting Surface, Metric	\$90.30	Today
C1525	Extra Large Mounting Post Clamp, 4.5" x 4.5" Mounting Surface	\$90.30	Today

[Hide Ø1.5" Post Large Clamp Adapter Plate](#)

Ø1.5" Post Large Clamp Adapter Plate



- ▶ Replacement for Plate Included with C1525(M) Clamp
- ▶ 1/4"-20 (M6) Tapped Holes (Qty. 71)
- ▶ 8-32 (M4) Tapped Holes (Qty. 4)
- ▶ 1/4"-20 (M6) Counterbored Clearance Holes (Qty. 4)
- ▶ #8 (M4) Counterbored Clearance Holes (Qty. 6)

This replacement adapter plate (included with C1525[M]) gives additional versatility to the C1525(M) Large Mounting Post Clamp. The tapped and counterbored plate allows devices that have #8 (M4) or 1/4" (M6) counterbored clearance holes or 8-32 (M4) or 1/4"-20 (M6) tapped holes to be easily attached to the C1501(M) mounting post clamp.

Part Number	Description	Price	Availability
MB1111A/M	Aluminum Breadboard, 112.5 mm x 112.5 mm x 12.7 mm, M6 Threaded	\$60.90	Today
MB4A	Aluminum Breadboard 4.5" x 4.5" x 1/2", 1/4"-20 Threaded	\$60.90	Today

[Hide Quick-Release Handle](#)

Quick-Release Handle



- ▶ Quick-Release Handle for Fast and Repeated Positioning of Post Clamps
- ▶ Compatible with Ø1" (Ø25.0 mm) or Ø1.5" Post Clamps that Incorporate a 1/4"-20 (M6) Clamping Screw
- ▶ Provides More Control and Feel when Locking and Unlocking a Clamp
- ▶ Handle can be Rotated Without Actuating the Locking Screw
- ▶ 1/4"-20 (M6) Threads



Click for Details
 Left: Handle Being Attached to the C1501 Post Mounting Clamp
 Right: Pull Back to Rotate the Position of the Handle

The C15QR(M) Quick-Release Handle provides a simple and reliable way of securing a flexure-based Ø1" (Ø25.0 mm) or Ø1.5" post clamp. In many cases a cap screw is used to lock a flexure-based clamp in place on a post, which requires a balldriver for adjustments. Depending on the mounted load, using a balldriver can be difficult, or even unsafe. This quick-release handle mitigates this problem by allowing the clamp to be hand-tightened, ensuring better control over the amount of torque applied to tighten or loosen the clamp. This also decreases the amount of time needed for basic setup and alignment by eliminating the need for additional balldrivers and allowing for a quick way to secure a clamp.

Easily installed by replacing the 1/4"-20 (M6) locking screw in a post clamp, the 2.03" (51.4 mm) long handle contains a 1/4"-20 (M6) threaded stud that engages a part by rotating the handle. Once the handle is tightened to secure a clamp to a post, the internal ratchet-type mechanism allows for the handle's rotational position to be adjusted without actuating the mounting stud. Simply pull the handle outwards to disengage it from the mounting stud, as shown in the image to the right, then rotate it to a more convenient position. This feature ensures that the handle will always be accessible to the user.

Part Number	Description	Price	Availability
C15QR/M	Quick Release Handle for Ø25.0 mm or Ø1.5" Post Clamps, M6 Threads	\$9.50	Today
C15QR	Quick-Release Handle for Ø1" or Ø1.5" Post Clamps, 1/4"-20 Threads	\$9.50	Today

Visit the [Ø1.5" Post Clamps with Tapped Mounting Surface](#) page for pricing and availability information:
http://www.thorlabs.com/newgrouppage9.cfm?objectgroup_id=169