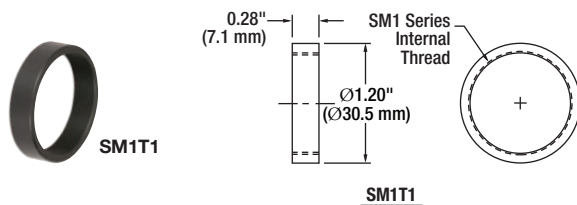


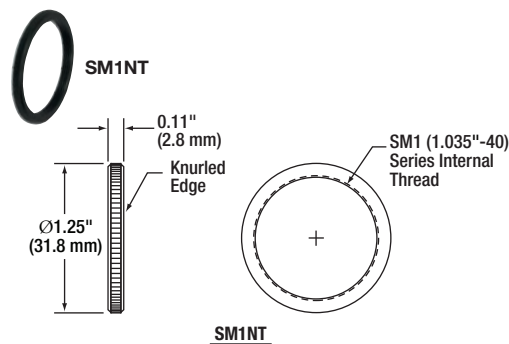
SM1 Series of Lens Tube Couplers

Internally Threaded SM1 Couplers

The SM1T1 is an internally threaded coupler for joining two externally threaded SM1 components. Its length of 0.28" is designed for direct mating of two standard lens tubes (see page 134).



Locking Nut

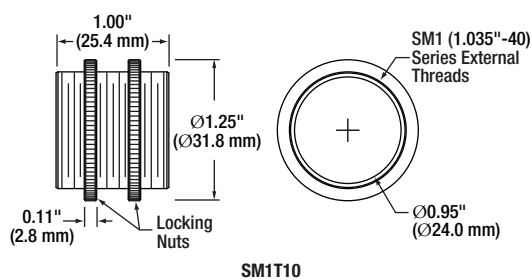


Externally Threaded SM1 Couplers

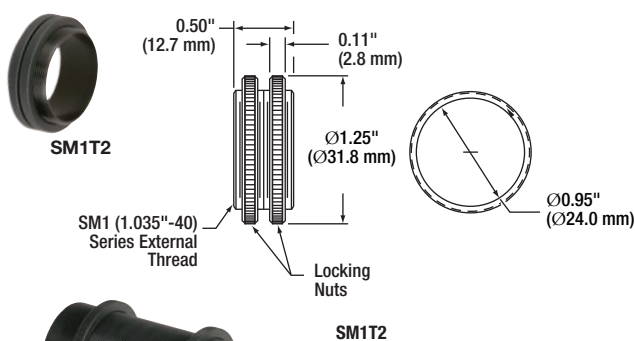
These three externally threaded couplers are designed to join internally SM1-threaded components. They feature external threads along the entire length of the part, allowing for optimization of the position and angle of the attached components. Two SM1NT locking rings allow the attached components to be secured once adjustment is complete. Locking rings are also available separately.



NEW
product

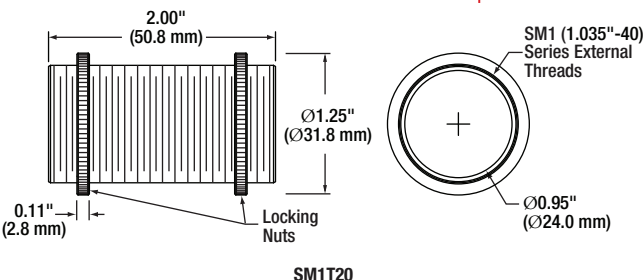


SM1T2



SM1T20

NEW
product



SM1 Externally Threaded Coupler Options

ITEM #	LENGTH	MAXIMUM ADJUSTMENT RANGE*
SM1T2	0.5" (12.7 mm)	0.12" (3.3 mm)
SM1T10	1.0" (25.4 mm)	0.62" (15.7 mm)
SM1T20	2.0" (50.8 mm)	1.62" (41.1 mm)

*Including two SM1NT locking rings and 0.08" (2.0 mm) minimum thread depth for both attached components.

ITEM #	\$	£	€	RMB	DESCRIPTION
SM1T1	\$ 9.50	£ 6.84	€ 8.27	¥ 75.72	SM1 Coupler, Internal Threads
SM1T2	\$ 19.50	£ 14.04	€ 16.97	¥ 155.42	SM1 Coupler, External Threads, 0.5" Long
SM1T10	\$ 20.00	£ 14.40	€ 17.40	¥ 159.40	SM1 Coupler, External Threads, 1.0" Long
SM1T20	\$ 22.00	£ 15.84	€ 19.14	¥ 175.34	SM1 Coupler, External Threads, 2.0" Long
SM1NT	\$ 6.50	£ 4.68	€ 5.66	¥ 51.81	SM1-Threaded Locking Ring

NEW
NEW